

**Vol. 4 of 5**

**EP-457/2013/D**

**Central Kowloon Route**

**Yau Ma Tei West**

**Contract No. HY/2014/20**

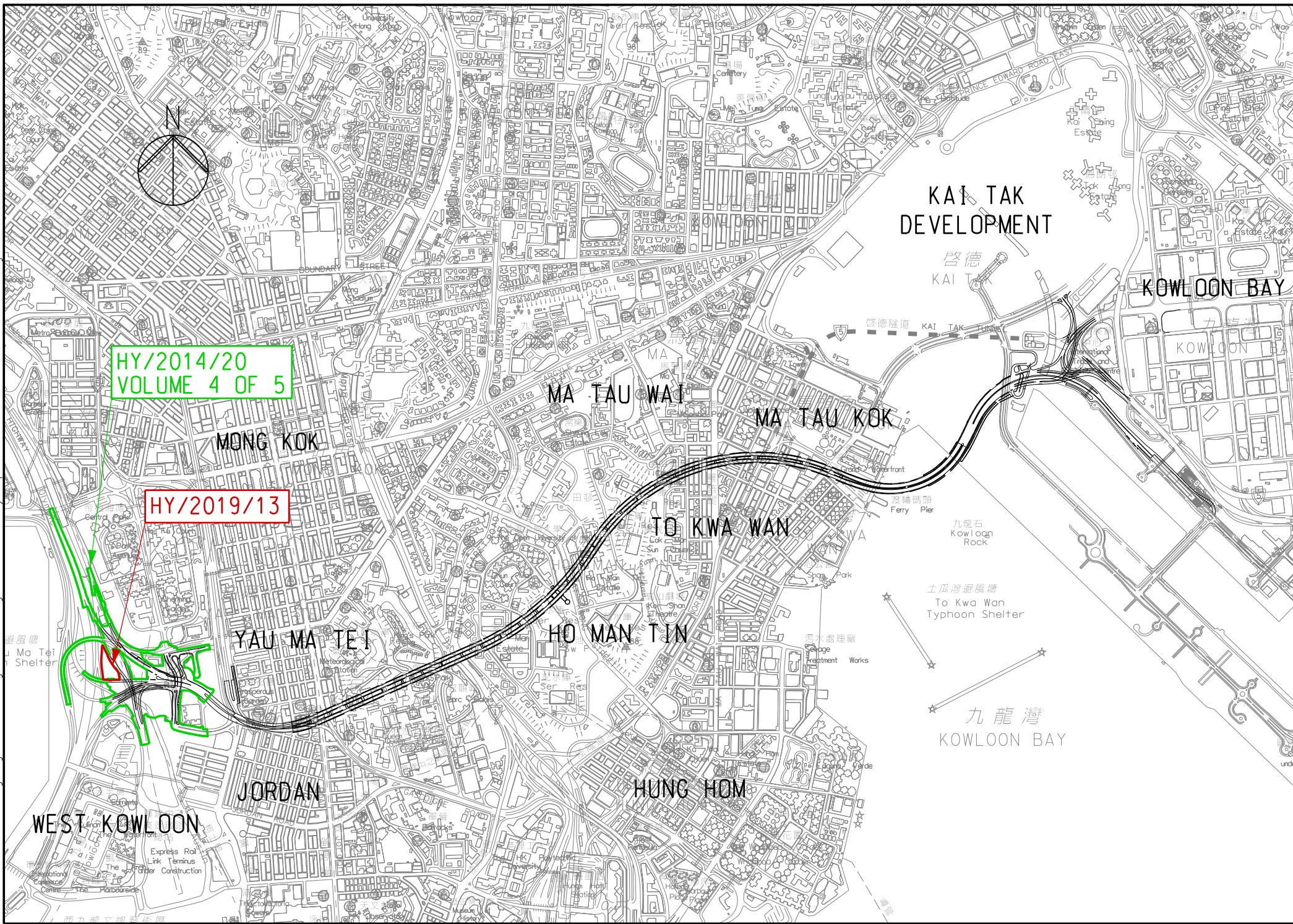
**&**

**Buildings, Electrical and  
Mechanical Works**

**Contract No. HY/2019/13**

**(Yau Ma Tei West area)**

**January 2022**



**Central Kowloon Route**  
**Yau Ma Tei West**  
**Contract No. HY/2014/20**

## Environmental Permit No. EP-457/2013/D

### Central Kowloon Route

### Independent Environmental Checker Verification

<b>Works Contract:</b>	Yau Ma Tei West (HY/2014/20)
------------------------	------------------------------


#### Reference Document/Plan

Document/ <del>Plan</del> to be <del>Certified</del> / Verified:	Monthly EM&A Report No.36 (January 2022)
Date of Report:	11 February 2022 (Rev. 1)
Date received by IEC:	11 February 2022

#### Reference EP Condition

Environmental Permit Condition:	3.4
Submission of Monthly EM&A Report of the Project	
3.4 Four hard copies and one electronic copy of monthly EM&A Report shall be submitted to the Director within 2 weeks after the end of each reporting month throughout the entire construction period. The EM&A Reports shall include a summary of all non-compliance. The submissions shall be certified by the ET Leader and verified by the IEC as complying with the requirements as set out in the EM&A Manual before submission to the Director. Additional copies of the submission shall be provided to the Director upon request by the Director.	

#### IEC Verification

I hereby verify that the above referenced document/ <del>plan</del> complies with the above referenced condition of EP-457/2013/D.	
	
Ms Mandy To	Date: 11 February 2022
Independent Environmental Checker	

## Build King – SK ecoplant Joint Venture

Central Kowloon Route Contract HY/2014/20




Section of Yau Ma Tei West Section

Monthly EM&A Report No. 36

(Period from 1 to 31 January 2022)

Rev. 1

(11 February 2022)

	<b>Name</b>	<b>Signature</b>
Prepared by	Katrina K. S. Chui (Assistant Environmental Consultant)	
Checked & Reviewed by	Tandy K.C. Tse (Senior Environmental Consultant)	
Approved & Certified by	Kevin W. M. Li (Environmental Team Leader)	

## TABLE OF CONTENTS

### EXECUTIVE SUMMARY

<b>1. BASIC PROJECT INFORMATION .....</b>	<b>6</b>
<b>2. ENVIRONMENTAL STATUS.....</b>	<b>10</b>
<b>3. MONITORING RESULTS.....</b>	<b>12</b>
<b>4. SUMMARY OF COMPLAINTS, NOTIFICATION OF SUMMONS AND PROSECUTIONS.....</b>	<b>20</b>
<b>5. EM&amp;A SITE INSPECTION .....</b>	<b>22</b>
<b>6. FUTURE KEY ISSUES .....</b>	<b>23</b>
<b>7. CONCLUSION AND RECOMMENDATIONS .....</b>	<b>24</b>

## **LIST OF APPENDICES**

- A. Alignment and Works Area for the Contract No. HY/2014/20
- B. Construction Programme
- C. Project Organization Chart
- D. Dust Event-Action Plan (EAP)
- E. Noise Event-Action Plan (EAP)
- F. Environmental Mitigation Implementation Schedule (EMIS)
- G. Monitoring Schedules of the Reporting Month
- H. Calibration Certificate (Air Monitoring)
- I. Calibration Certificate (Noise)
- J. The Certification of Laboratory with HOKLAS Accredited Analytical Tests
- K. Location Plan of Noise and Air Quality Monitoring Station
- L. Monitoring Data (Air Monitoring)
- M. Monitoring Data (Noise)
- N. Waste Flow Table
- O. Statistics on Complaint, Notifications of Summons and Successful Prosecutions
- P. Monitoring Schedule of the Coming Month

## EXECUTIVE SUMMARY

A.1 Build King – SK ecoplant Joint Venture (“Contractor”) commenced the construction works of Highway Department (HyD) Central Kowloon Route Contract No. HY/2014/20 – Section of Yau Ma Tei West (“The Project”) on 12 February 2019. This is the 36<sup>th</sup> monthly Environmental Monitoring and Audit (EM&A) report presenting the EM&A works carried out during the period from 1 January 2022 to 31 January 2022.

A.2 A summary of the construction works reported by Main Contractor for the Project during the reporting month is listed below.

---

### Construction Activities undertaken

---

- Pre-drilling Works at Portion 1B, 1D, 1E and 1F
  - Socket H-pile at Portion 1B, 1D, 1E, 1F and 1G
  - ELS and Excavation Works for Vent. Adit Ch 90~130 (Zone 3) at Portion 1E
  - Construction of Vent. Adit Ch 90~130 (Zone 3)
  - Construction of Noise Barrier C02, C03 & S01 (along Lin Cheung Road) at Portion 1E
  - Bridge Deck Construction at Bridge B2 (Existing Pier D3 to B2P1) at Portion 1E
  - Bridge Deck Construction at Bridge C (Existing Pier H4 to CP1) at Portion 1E
  - Bridge Deck Construction at Bridge G at Portion 1B
  - ELS & Excavation Works for Vent. Adit Ch 240~250 (Zone A2) at Portion 1D
  - ELS and Excavation Works (Segment 4, 7, 10 to 12) for Vent. Adit and Depressed Road Construction including Escape Route Staircase No.1 to 3 at Portion 1F and 10
  - Vent Adit Ch 300~360 at Seg. 4, 7 & 10 at Portion 1F
  - Vent Adit Ch 360~410 at Seg. 11 at Portion 1F
  - Pile Cap Construction along Hoi Wang Road (Segment 5, 6, 7, 8 and 9) at Portion 1D
- 

A.3 A summary of regular construction noise and construction dust monitoring activities in this reporting period is listed below:

#### Regular construction noise monitoring during normal working hours

W-N1A, W-P11, W-N18, W-N25A 6 times

#### Construction dust (24-hour TSP) monitoring

W-A1 6 times  
W-A6 7 times, 1 voided sample, 6 valid samples

#### Construction dust (1-hour TSP) monitoring

W-A1, W-A6 18 times

A.4 Bi-weekly inspection of the implementation of landscape and visual mitigation measures was conducted on 6 and 20 January 2022. Details of the audit findings and implementation status are presented in Section 5.



- A.5 Joint weekly site inspections were conducted by representatives of the Contractor, Engineer and Contractor's ET on 6, 13, 20, 27 and 31 January 2022. One joint site inspection with IEC also undertaken on 20 January 2022. Details of the audit findings and implementation status are presented in Section 5.
- A.6 Details of waste management are presented in Section 3.
- A.7 Due to the electricity supply failure for the high volume sampler (HVS) on 10 January 2022 at Man Cheong Building (W-A6), 24-hour TSP result was voided. Inspection and repair works for the electricity supply were conducted by the Contractor on 11 January 2022. Additional monitoring for 24-hour TSP at W-A6 was arranged on 12 January 2022. The result was valid and used as a substitute for the voided monitoring result on 10 January 2022.
- A.8 No exceedance of the Action and Limit Levels of 1-hour TSP, 24-hour TSP and construction noise monitoring was recorded during the reporting month.
- A.9 No complaint or non-compliance was reported in the reporting month.
- A.10 No notification of summon or prosecution was received in this reporting period.
- A.11 A summary of the construction activities provided by Main Contractor in the next reporting month is listed below:

---

**Construction Activities to be undertaken**

---

- Socket H-Pile at Portion 1D along Hoi Wang Road
  - Excavation and RC Works for Vent. Adit Ch 90~130 (Zone 3) at Portion 1E
  - Construction of Noise Barrier C02, C03 & S01 (along Lin Cheung Road) at Portion 1E
  - Bridge Deck Construction at Bridge C2 (from C2P1 to C2P2) at Portion 1E
  - Bridge Deck Construction at Bridge B2 (from existing Pier to B2P1) at Portion 1E
  - Bridge Deck Construction at Bridge B (BP1) and Bridge C (CP2) at Portion 1E
  - Bridge Deck Construction at Bridge G at Portion 1B
  - Excavation and RC Works for Vent. Adit Ch 240~250 (Zone A2) at Portion 1D
  - ELS and Excavation Works (Segment 4, 7, 10 to 12) for Vent. Adit and Depressed Road Construction including Escape Route Staircase No.1 to 2 at Portion 1F and 10
  - Road Slab construction at Portion 1F
  - RC Works for Vent. Adit Ch 360~410 at Portion 1F
  - Pile Cap Construction along Hoi Wang Road (Segment 5, 6, 7 and 8) at Portion 1D
-

## 1. BASIC PROJECT INFORMATION

- 1.1. Central Kowloon Route (CKR) is a 4.7 km long dual 3-lane trunk road in Central Kowloon linking Yau Ma Tei Interchange in West Kowloon with the road network on Kai Tak Development and Kowloon Bay in East Kowloon.
- 1.2. The Central Kowloon Route – Design and Construction Environmental Impact Assessment Report (Register No.: AEIAR-171/2013) was approved with conditions by the Environmental Protection Department (EPD) on 11 July 2013. An Environmental Permit (EP 457/2013) was issued on 9 August 2013. Variations of EP (VEP) was subsequently applied for and the latest EP (EP-457/2013/D) was issued by EPD on 15 June 2021.
- 1.3. The construction of the CKR had been divided into different sections. This Contract No. HY/2014/20 – Section of Yau Ma Tei West (YMTW) covers part of the construction activities located at Yau Ma Tei under the EP which includes:
  - Section of Yau Ma Tei West
    - i. Construction of an approximately 250m long Depressed Road at the western tunnel portal of CKR;
    - ii. Construction of a Landscaped Deck structure above the western tunnel portal and Hoi Wang Road, including the associated civil engineering provisions and coordination with CKR-RMW contractor in respect of the remaining works for the Landscaped Deck;
    - iii. Construction of an underground Ventilation Adit connecting the tunnel ventilation system with the Yau Ma Tei Ventilation Building;
    - iv. Construction of approach roads and slip roads, including bridges and other associated structures, connecting CKR with the existing road networks:
      - Bridge B
      - Bridge C
      - Bridge D
      - Bridge G
      - Road D Structure
      - Box Structure E
      - Diversion of a section of existing drainage box culvert of approximately 215m in length;
    - v. Design and construction of the noise mitigation measures at Slip Roads A, C2, D, E, G, Hoi Wang Road, Lai Cheung Road and Lin Cheung Road;
    - vi. Design and construction of Smoke Ventilation System including Smoke Ventilator System including Smoke Ventilator System, Linear Heat Detection System, Pneumatic Air Supply System, the associated plant rooms, control system and power supply system for part of the Landscaped Deck;
    - vii. Design and construction of the façade system of the Landscaped Deck;
    - viii. Design and construction of lifts at the Landscaped Deck;

- ix. Associated roadworks, footpath, drainage, sewerage, watermains, street lighting, traffic aids, landscaping, electrical and mechanical works, instrument monitoring works and utility diversion works;
- x. Construction of civil engineering provisions and coordination with future tunnel E&M and TCSS contractor for installation of tunnel E&M and TCSS equipment;

The alignment and works area for the Contract No. HY/2014/20 - are shown in Appendix A.

- 1.4. A summary of the major construction activities undertaken in this reporting period is shown in Table 1.1. The construction programme is presented in Appendix B.

Table 1.1 Summary of the construction activities reported by Main Contractor during the Reporting Month.

---

**Construction Activities undertaken**

---

- Pre-drilling Works at Portion 1B, 1D, 1E and 1F
  - Socket H-pile at Portion 1B, 1D, 1E, 1F and 1G
  - ELS and Excavation Works for Vent. Adit Ch 90~130 (Zone 3) at Portion 1E
  - Construction of Vent. Adit Ch 90~130 (Zone 3)
  - Construction of Noise Barrier C02, C03 & S01 (along Lin Cheung Road) at Portion 1E
  - Bridge Deck Construction at Bridge B2 (Existing Pier D3 to B2P1) at Portion 1E
  - Bridge Deck Construction at Bridge C (Existing Pier H4 to CP1) at Portion 1E
  - Bridge Deck Construction at Bridge G at Portion 1B
  - ELS & Excavation Works for Vent. Adit Ch 240~250 (Zone A2) at Portion 1D
  - ELS and Excavation Works (Segment 4, 7, 10 to 12) for Vent. Adit and Depressed Road Construction including Escape Route Staircase No.1 to 3 at Portion 1F and 10
  - Vent Adit Ch 300~360 at Seg. 4, 7 & 10 at Portion 1F
  - Vent Adit Ch 360~410 at Seg. 11 at Portion 1F
  - Pile Cap Construction along Hoi Wang Road (Segment 5, 6, 7, 8 and 9) at Portion 1D
- 

- 1.5. The project organisational chart specifying management structure and contact details are shown in Appendix C.
- 1.6. A summary of the valid permits, licences, and /or notifications on environmental protection for this Project is presented in Table 1.2

Table 1.2 Summary of the Status of Valid Environmental Licence  
Notification, Permit and Documentations

Permit/ Licences/ Notification /Reference No.	Valid Period		Status	Remark
	From	To		
<b>Environmental Permit</b>				
EP-457/2013/D	15 Jun 2021	End of Project	Valid	-
<b>Wastewater Discharge License</b>				
WT00033736-2019	31 May 2019	31 May 2024	Valid	-
<b>Notification of Construction Works under the Air Pollution Control (Construction Dust) Regulation</b>				
438845	31 Oct 2018	End of Project	Notified	-
<b>Chemical Waste Producer Registration</b>				
WPN5213-229-B2527-02	31 Oct 2018	End of Project	Valid	-
<b>Billing Account for Disposal of Construction Waste</b>				
7032430	2 Nov 2018	End of Project	Valid	-
<b>Disposal of Special Waste at Landfills Admission Ticket</b>				
16591	2 Nov 2021	30 Apr 2022	Valid	
<b>Construction Noise Permit</b>				
GW-RE1128-21	15 Nov 2021	22 Apr 2022	Valid	General Site Activities
GW-RE0027-22	25 Jan 2022	31 Mar 2022	Valid from 25 Jan 2022	Operation Plan for Re-alignment of Lai Chung Road
GW-RE0026-22	25 Jan 2022	23 Apr 2022	Valid from 25 Jan 2022	ELS Works for C03 & DPC1 at Lin Cheung Road Southbound
<b>Marine Dumping Permit</b>				
EP/MD/22-061	1 Oct 2021	31 Mar 2022	Valid	Type 1- Open Sea Disposal

<b>Permit/ Licences/</b>	<b>Valid Period</b>		<b>Status</b>	<b>Remark</b>
EP/MD/22-090	1 Jan 2022	31 Jan 2022	Valid from 1 Jan 2022 and Valid until 31 Jan 2022	Type 2- Confined Marine Disposal

## 2. ENVIRONMENTAL STATUS

2.1. Environmental permit (EP) conditions under the EIAO, submission status under the EP and implementation status of mitigation measures had been reviewed and implemented on schedule. The status of required submissions under the EP (EP-457/2013/D) as of the reporting period for the Project are summarised in Table 2.1

Table 2.1 Summary of Status of Required Submission for EP-457/2013/D for the Project

EP Condition (EP-457/2013/D)	Submission	Submission date
Condition 3.4	Monthly EM&A Report (Dec 2021)	14 Jan 2022

2.2. Details of the major construction activities undertaken in this reporting period are shown in Table 2.2.

Table 2.2 Summary of the Construction Activities Undertaken during the Reporting Month.

Construction activities undertaken	Remarks on progress
• Pre-drilling Works at Portion 1B, 1D, 1E and 1F	•97% completion
• Socket H-pile at Portion 1B, 1D, 1E, 1F and 1G	•78% completion
• ELS and Excavation Works for Vent Adit Ch 90~130 (Zone 3) at Portion 1E	•98% completion
• Construction of Vent. Adit Ch 90~130 (Zone 3) at Portion 1E	•10% completion
• Construction of Noise Barrier C02, C03 & S01 (along Lin Cheung Road) at Portion 1E	•42% completion
• Bridge Deck Construction at Bridge B2 (Existing Pier D3 to B2P1) at Portion 1E	•15% completion
• Bridge Deck Construction at Bridge C (Existing Pier H4 to CP1) at Portion 1E	•Completed
• Bridge Deck Construction at Bridge G at Portion 1B	•95% completion
• ELS & Excavation Works for Vent. Adit Ch 240~250 (Zone A2) at Portion 1D	•95% completion
• ELS and Excavation Works (Segment 4, 7, 10 to 12) for Vent. Adit and Depressed Road Construction at Portion 1F and 10	• 88% completion
• Vent Adit Ch 300~360 at Seg. 4, 7 & 10 at Portion 1F	• 88% completion
• Vent Adit Ch 360~410 at Seg. 11 at Portion 1F	• 15% completion
• Pile Cap Construction along Hoi Wang Road at Portion 1D	• 32% completion

2.3. The drawing showing the project layout and the location of the monitoring station and environmental sensitive receivers are attached in Appendix A and Appendix K. Co-ordinates of the monitoring location are shown in Table 2.3.

Table 2.3 Summary of the location of the monitoring stations

<b>Monitoring Location</b>	<b>Location ID</b>	<b>Latitude</b>	<b>Longitude</b>
Yau Ma Tei Catholic Primary School (Hoi Wang Road)	W-A1/ W-N1A	22.313357	114.16409
Man Cheong Building	W-A6	22.308185	114.166033
Hydan Place	W-N18	22.30858	114.170185
Prosperous Garden Block 1	W-N25A	22.309846	114.168072
The Coronation Tower 1	W-P11	22.309824	114.165616

### 3. MONITORING RESULTS

#### 3.1. Monitoring Parameters

##### **Air Quality**

- 3.1.1. The impact monitoring had been carried out in accordance with section 5.8 of the approved EM&A Manual to determine the 1-hour and 24-hour total suspended particulates (TSP) levels at the monitoring locations in the reporting month.
- 3.1.2. The sampling frequency of at least once in every 6 days, shall be strictly observed at the monitoring stations for 24-hour TSP monitoring. For 1-hour TSP monitoring, the sampling frequency of at least 3 times in every 6 days should be undertaken when the highest dust impact occurs.
- 3.1.3. General meteorological conditions (wind speed, direction and precipitation) and notes regarding any significant adjacent dust producing sources had also been recorded throughout the impact monitoring period.

##### **Noise**

- 3.1.4. Construction noise level shall be measured in terms of the A-weighted equivalent continuous sound pressure level ( $L_{eq}$ ).  $L_{eq}$  (30min) shall be used as the monitoring parameter for the time period between 0700 and 1900 hours on normal weekdays.
- 3.1.5. For all other time periods,  $L_{eq}$  (5min) shall be employed for comparison with the Noise Control Ordinance (NCO) criteria.
- 3.1.6. As supplementary information for data auditing, statistical results such as  $L_{10}$  and  $L_{90}$  shall also be obtained for reference.

#### 3.2. Monitoring Equipment

##### **Air Quality**

- 3.2.1. 1-hour TSP levels and 24-hour TSP had been measured with direct reading dust meter and High Volume Samplers respectively. It has been demonstrated its capability in achieving comparable results with high volume sampling method as set out in the Title 40 of the Code of Federal Regulations, Chapter 1 (Part 50).
- 3.2.2. The 1-hour TSP meter was calibrated by the manufacturer prior to purchasing. Zero response of the instrument was checked before and after each monitoring event. Operation of the 1-hour TSP meter followed manufacturer's Operation and Service Manual. The 24-hour TSP meter was calibrated against firmware 80570-8100-V1.0.4, annually. Operation of the 24-hour TSP meter followed manufacturer's Operation and Service Manual. Valid calibration certificates of dust monitoring equipment are attached in Appendix H.
- 3.2.3. A summary of the equipment that was deployed for the 24- hour averaged monitoring is shown in Table 3.1. The TSP monitoring was conducted as per the schedule presented in Appendix G.



- 3.2.4. The equipment used for 1-hour TSP and 24-hour TSP measurement and calibration are summarised in Table 3.1

Table 3.1 Construction Dust Monitoring Equipment

Monitoring Parameter	Monitoring Equipment	Serial Number	Date of Calibration
1-hour TSP	LD-5R Digital Dust Indicator	992821	19 Sep 2021
	LD-5R Digital Dust Indicator	851819	1 Jul 2021
24-hour TSP	TE-5170X High Volume Sampler	1084	3 Jan 2022 and 20 Jan 2022
	TE-5170X High Volume Sampler	1050	3 Jan 2022 and 20 Jan 2022
	TE-5028A Calibration Kit	3702	3 Aug 2021

### Noise

- 3.2.5. Sound level meter in compliance with the International Electrotechnical Commission Publications 651: 1979 (Type 1) and 804: 1985 (Type 1) specifications has been used for carrying out the noise monitoring. The sound level meter has been checked using an acoustic calibrator. The wind speed and other metrological data has been recorded from Hong Kong Observatory- King’s Park meteorological station, along with portable wind speed meter stand by as back up when the information are not available from HKO.
- 3.2.6. Acoustic calibrators and sound level meters using for the monitoring is within the valid period and were calibrated per year. Valid calibration certificate of noise monitoring equipment is attached in Appendix I.
- 3.2.7. The details of equipment using for monitoring are listed in Table 3.2, as below:

Table 3.2 Monitoring Equipment Used in Monitoring

Monitoring Equipment	Serial Number	Date of Calibration
Nti XL2 Sound Level Meter	A2A-13661-E0	23 Sep 2021
RION NL-31 Sound Level Meter	00303811	27 Apr 2021
Pulsar 105 Acoustic Calibrator	63705	7 Aug 2021

- 3.3. Monitoring Methodology and QA/QC results

### Air Quality

- 3.3.1. The 1-hour TSP monitor, portable dust meters (Sibata Digital Dust Indicator Model LD-5R) was used for the impact monitoring. The 1-hour TSP meters provides a real time 1-hour TSP measurement based on 90° light scattering. Three 1-hour TSP level were logged per every six days.
- 3.3.2. The 24-hour TSP monitor, High Volume Samplers (Tisch TE-5170X High Volume Air Sampler) were used for the impact monitoring. The 24-hour TSP monitoring consists of the following:

- ◆ The HVS was set at the monitoring location, with electricity supply connected and secured;
- ◆ HVS was calibrated before commencing the 1<sup>st</sup> measurement;
- ◆ The filter paper was weight and provided by HOKLAS lab (Acumen Laboratory and Testing Limited and ALS Technichem (HK) Pty Ltd) before and after the sampling. Certificate of HOKLAS accredited laboratory can be referred to Appendix J;
- ◆ The airflow over time during sampling process was recorded by the HVS.

3.3.3. HVSs was free- standing with no obstruction. The following criteria were considered in the installation of the HVS:

- ◆ Appropriate support to secure the samples against gusty wind needed to be provided the monitoring station;
- ◆ A minimum of 2m separation from walls, parapets and penthouses was required for rooftop samplers;
- ◆ No furnace or incinerator flues was nearby;
- ◆ Airflow around the sampler was unrestricted; and
- ◆ Permission could be obtained to set up the samplers and gain access to the monitoring station.

3.3.4. Preparation of Filter Papers

- ◆ Glass fiber filters were labelled and sufficient filters that were clean and without pinholes were selected;
- ◆ All filters were equilibrated in the conditioning environment for 24 hours before weighing. The conditioning environment temperature was around 25°C and not varied by more than ±3°C; the relative humidity (RH) was 40%; and
- ◆ Acumen Laboratory and Testing Limited and ALS Technichem (HK) Pty Limited, as HOKLAS accredited laboratory, implemented comprehensive quality assurance and quality control programmes on the filters.

3.3.5. Field Monitoring

- ◆ The power supply was checked to ensure that the HVS was working properly;
- ◆ The filter holder and area surrounding the filter were cleaned;
- ◆ The filter holder was removed by loosening the foul bolts and a new filter, with stamped number upward, on a supporting screen was aligned carefully;
- ◆ The filter was properly aligned on the screen so that the gasket formed an airtight seal on the outer edges of the filter;
- ◆ The swing bolts were fastened to hold the filter holder down to the frame. The pressure applied should be sufficient to avoid air leakage at the edges;
- ◆ The shelter lid was closed and secured with an aluminum strip;
- ◆ The HVS was warmed- up for about 5 minutes to establish run- temperature conditions;
- ◆ A new flow rate record sheet was inserted into the flow recorder;
- ◆ The flow rates of the HVS was checked and adjusted to between 0.64-1.52m<sup>3</sup>min<sup>-1</sup>, which was within the range specified in the EM&A Manual (i.e. 0.6- 1.7 m<sup>3</sup>min<sup>-1</sup>);

- ◆ The programmable timer was set for a sampling period of 24 hours, and the starting time, weather condition and filter number were recorded;
- ◆ The initial elapsed time was recorded;
- ◆ At the end of sampling, the sampled filter was removed carefully and folded in half so that only surfaces with collected particulate matter were in contact;
- ◆ The filter paper was placed in a clean plastic envelope and sealed; all monitoring information was recorded on a standard data sheet and
- ◆ The filters were sent to (Acumen Laboratory and Testing Ltd and ALS Technichem (HK) Pty Ltd) for analysis.

#### 3.3.6. Maintenance and Calibration

- ◆ The HVS and their accessories were maintained in a good working condition. For example, motor brushes were replaced routinely and electrical wiring was checked to ensure a continuous power supply; and
- ◆ The flow rate of each HVS with mass flow controller was calibrated using an orifice calibrator, Initial calibrations of the dust monitoring equipment were conducted upon installation and prior to commissioning. Five- point calibration was carried out for HVS using TE-5025 Calibration Kit. HVS is calibrated bimonthly. The calibration records for the HVS is given in Appendix H.

#### 3.3.7. Wind Data Monitoring

- ◆ The wind speed has been recorded from Hong Kong Observatory- King's Park meteorological station, along with portable wind speed meter stand by as back up when the information are not available from HKO.

### Noise

- 3.3.8. All noise measurements by the meter were set to FAST response and on the A-weighted equivalent continuous sound pressure level ( $L_{eq}$ ) in decibels dB(A).  $L_{Aeq(30mins)}$  was used as the monitoring metric for the time period between 0700 –1900 hours on normal weekdays. The measured noise levels were logged every 5 minutes throughout the monitoring period.
- 3.3.9. Prior to the noise measurement, the accuracy of the sound level meter was checked using an acoustic calibrator generating a known sound pressure level at a known frequency. Checking was conducted before and after the monitoring. The calibration level before and after the noise measurement is agreed to within 1.0 dB(A).
- 3.3.10. Noise measurements should not be made in presence of fog, rain, wind with a steady speed exceeding  $5 \text{ ms}^{-1}$  or wind with gusts exceeding  $10 \text{ ms}^{-1}$ . The wind speed was checked with a portable wind speed meter capable of measuring with speeds in  $\text{ms}^{-1}$ .

#### 3.4. Monitoring Locations

### Air Quality

- 3.4.1. During the site visit, both of the original proposed dust monitoring locations were rejected due to the condition at The Coronation was not favorable for monitoring and the

access was declined by the management office of Hong Kong Community College (HKCC) of PolyU. Two alternative air monitoring stations Yau Ma Tei Catholic Primary School (Hoi Wang Road) and Man Cheong Building had been proposed by ET and approved by IEC. 2 designated air monitoring locations were identified and agreed with IEC and EPD. Details of air monitoring stations are described in Table 3.3. The location plan of air quality monitoring stations is shown in Appendix K.

Table 3.3 Location of the Dust Monitoring Stations

<b>Air Quality Monitoring Station</b>	<b>Dust Monitoring Station</b>
W-A1	Yau Ma Tei Catholic Primary School (Hoi Wang Road)
W-A6	Man Cheong Building

### Noise

3.4.2. During the site visit, one of the original proposed noise monitoring locations Tak Cheong Building was rejected by the president of the owner’s corporation. Alternative noise monitoring station Hydan place had been proposed by ET and approved by IEC. 4 noise sensitive receivers designated noise monitoring locations were identified and agreed with IEC and EPD. The designated monitoring stations are identified and access was granted by the premises. The details of noise monitoring stations are described in Table 3.4 and the location plan of noise monitoring station is shown in Appendix K.

Table 3.4 Noise Monitoring Stations

<b>Noise Monitoring Station</b>	<b>Identified Noise Monitoring Station</b>	<b>Type of Measurement</b>
W-N1A	Yau Ma Tei Catholic Primary School (Hoi Wang Road)	Façade
W-N18	Hydan Place	Façade
W-N25A	Prosperous Garden Block 1	Façade
W-P11	The Coronation Tower 1	Façade

3.5. Monitoring date, time, frequency and duration

3.5.1. A summary of impact monitoring duration, sampling parameter and frequency is presented in Table 3.5.

Table 3.5 Summary of Impact Monitoring Programme

<b>Impact Monitoring</b>	<b>Duration</b>	<b>Sampling Parameter</b>	<b>Frequency</b>
Dust	1-hour continuous measurement	1-hour TSP	3 times per six days

Impact Monitoring	Duration	Sampling Parameter	Frequency
Dust	24-hour continuous sampling	24-hour TSP	Once per six days
Noise	30-minute continuous measurement	Leq 30 min, L10 and L90 as reference.	Once per week (0700-1900)

### 3.6. Result Summary

#### Air Quality

3.6.1. According to our field observations, the major dust source identified at the designated air quality monitoring stations in the reporting month are summarised in Table 3.6.

Table 3.6 Observation at Dust Monitoring Stations

Monitoring Station	Major Dust Source
W-A1	Nearby traffic
W-A6	Nearby traffic

3.6.2. 1-hour TSP dust monitoring at W-A1 and W-A6 and 24-hour TSP dust monitoring at W-A1 were carried out on 4, 10, 15, 21, 27 and 31 January 2022; 24-hour TSP dust monitoring at W-A6 was carried out on 4, 12, 15, 21, 27 and 31 January 2022.

3.6.3. The results for 1-hour TSP and 24-hour TSP are summarized in Table 3.7 and Table 3.8. The measurement data and details of influencing factors such as weather conditions and site observation are presented in Appendix L.

Table 3.7 Summary of 1-hour TSP Monitoring Results

Monitoring Location	Range( $\mu\text{g}/\text{m}^3$ )	Action Level( $\mu\text{g}/\text{m}^3$ )	Limit Level( $\mu\text{g}/\text{m}^3$ )
W-A1	54-72	319	500
W-A6	57-77	306	500

Table 3.8 Summary of 24-hour TSP Monitoring Results

Monitoring Location	Range( $\mu\text{g}/\text{m}^3$ )	Action Level( $\mu\text{g}/\text{m}^3$ )	Limit Level( $\mu\text{g}/\text{m}^3$ )
W-A1	29-56	167	260
W-A6	25-57	166	260

#### Noise

3.6.4. According to our field observations, the major noise source identified at the designated noise monitoring station in the reporting month are summarised in Table 3.9:

Table 3.9 Observation at Noise Monitoring Stations

Monitoring Station	Major Noise Source
W-N1A	Nearby traffic
W-N18	Nearby traffic
W-N25A	Nearby traffic
W-P11	Nearby traffic

3.6.5. The construction noise impact monitoring for the reporting month was carried out on 4, 10, 15, 21, 27 and 31 February 2022.

3.6.6. The result for noise monitoring is summarized in Table 3.10. The measurement data are shown in Appendix M.

Table 3.10 Summary of Noise Monitoring Results

Time Period	Monitoring location	Parameter	Range, dB(A)			Action Level	Limit Level#
			L <sub>eq</sub>	L <sub>10</sub>	L <sub>90</sub>		
Normal working hour from 0700-1900	W-N1A	L <sub>eq 30min</sub>	55.8-63.2	56.5-64.9	54.9-59.2	When one documented complaint is received	70dB(A) or 65 dB(A) during examination
	W-N18		69.2-72.5	71.3-74.6	66.7-68.9		75dB(A)#
	W-N25A		68.0-71.4	69.7-74.9	65.5-69.3		75dB(A)#
	W-P11		68.0-69.9	70.2-73.8	64.4-67.7		75dB(A)#

Remarks: 1. # If works are to be carried out during restricted hours, the conditions in the construction noise permit by the Noise Control Authority have to be followed.

### **Waste management**

3.6.7. The waste generated from this Project includes inert C&D materials, and non-inert C&D materials. Non-inert C&D materials are made up of general refuse, vegetative wastes and recyclable wastes such as plastics and paper/cardboard packaging waste. Steel materials generated from the project are also grouped into non-inert C&D materials as the materials were not disposed of with other inert C&D materials. With reference to relevant handling records and trip tickets of this Project, the quantities of different types of waste generated in the reporting month are summarised in Table 3.11. Details of cumulative waste management data are presented as a waste flow table in Appendix N.

Table 3.11 Quantities of waste generated from the Project

Reporting period	Quantity					
	Inert C&D Materials (in 'tonnes)	Chemical Waste (in '000 Kg)	Non-inert C&D Materials			
			Others, e.g. General Refuse disposed at Landfill (in 'tonnes)	Recycled materials		
				Paper/card board (in '000 Kg)	Plastics (in '000 Kg)	Metals (in '000 Kg )
Jan-2022	18178.27	0.00	43.87	0.00	0.00	0.00

#### 4. SUMMARY OF COMPLAINTS, NOTIFICATION OF SUMMONS AND PROSECUTIONS

4.1. The Environmental Complaint Handling Procedure is shown in below Table 4.1:

Table 4.1 Environmental Complaint Handling Procedure

Complaint Received via Project Hotline	Complaint Received via 1823 or from other government departments
Contractor notify ER, ET and IEC	ER notify Contractor, ET and IEC
Contractor log complaint and date of receipt onto the complaint database. Contractor, ER and ET to conduct investigation of complaint	
If complaint is considered not valid	If complaint is found valid
ET or ER to reply the complainant if necessary	Contractor to identify and implement remedial measures in consultation with the IEC, ET and ER.
	The ER, ET and IEC to review the effectiveness of the Contractor’s remedial measures and the updated situation; ET to undertake additional monitoring and audit to verify the situation if necessary, and oversee that circumstances leading to the complaint do not recur. ER to conduct further inspection as necessary.
If the complaint is referred by the EPD, the Contractor to prepare interim report on the status of the complaint investigation and follow-up actions stipulated above, including the details of the remedial measures and additional monitoring identified or already taken, for submission to EPD within the time frame assigned by the EPD	
The ET to record the details of the complaint, results of the investigation, subsequent actions taken to address the complaint and updated situation including the effectiveness of the remedial measures, supported by regular and additional monitoring results in the monthly EM&A reports	



- 4.2. Should non-compliance of the criteria occur, action in accordance with the Event and Action Plan in Appendix D and Appendix E shall be carried out.
- 4.3. No exceedance of the Action and Limit Levels of 1-hour TSP, 24-hour TSP and construction noise monitoring was recorded during the reporting month.
- 4.4. No complaint or non-compliance was reported in the reporting month.
- 4.5. No notification of summons and prosecution was received in the reporting period.
- 4.6. Statistics on complaints, notifications of summons and successful prosecutions are summarized in Appendix O.

## 5. EM&A SITE INSPECTION

- 5.1. Site inspections were carried out on a weekly basis to monitor the implementation of proper environmental pollution control and mitigation measures under the Contract. In the reporting period, five (5) site inspections were carried out on 6, 13, 20, 27 and 31 January 2022, along with bi-weekly inspection of the implementation of landscape and visual mitigation measures conducted on 6 and 20 January 2022.
- 5.2. One joint site inspection with IEC also undertaken on 20 January 2022. Minor deficiency was observed during weekly site inspection. Key observations during the site inspections are summarized in Table 5.1.

Table 5.1 Site Observations

Date	Environmental Observations	Follow-up Status
6 January 2022	<ol style="list-style-type: none"> <li>The NRMM labels of excavators at Zone 3 and Noise barrier C2 were missing.</li> <li>The drip tray for chemical containers under Bridge G was missing.</li> </ol>	<ol style="list-style-type: none"> <li>The NRMM label had been displayed.</li> <li>The chemical container had been removed.</li> </ol>
13 January 2022	No major observation was found during site inspection.	-
20 January 2022	No major observation was found during site inspection.	-
27 January 2022	<ol style="list-style-type: none"> <li>The NRMM labels of hydraulic jack and generator at Portion 1D were missing and not in good condition.</li> </ol>	<ol style="list-style-type: none"> <li>The NRMM label of the generator had been replaced and the power pack had been removed from site.</li> </ol>
31 January 2022	No major observation was found during site inspection.	-

- 5.3. The Contractor had rectified all observation identified during environmental site inspections in the reporting period.
- 5.4. According to the EIA Study Report, Environmental Permit, contract documents and EM&A Manual, the mitigation measures detailed in the documents are implemented as much as practical during the reporting period. An updated Implementation Status of Environmental Mitigation Measures (EMIS) is provided in Appendix F.

## **6. FUTURE KEY ISSUES**

6.1. Work to be undertaken in the next reporting month are:

- Socket H-Pile at Portion 1D along Hoi Wang Road
- Excavation and RC Works for Vent. Adit Ch 90~130 (Zone 3) at Portion 1E
- Construction of Noise Barrier C02, C03 & S01 (along Lin Cheung Road) at Portion 1E
- Bridge Deck Construction at Bridge C2 (from C2P1 to C2P2) at Portion 1E
- Bridge Deck Construction at Bridge B2 (from existing Pier to B2P1) at Portion 1E
- Bridge Deck Construction at Bridge B (BP1) and Bridge C (CP2) at Portion 1E
- Bridge Deck Construction at Bridge G at Portion 1B
- Excavation and RC Works for Vent. Adit Ch 240~250 (Zone A2) at Portion 1D
- ELS and Excavation Works (Segment 4, 7, 10 to 12) for Vent. Adit and Depressed Road Construction including Escape Route Staircase No.1 to 2 at Portion 1F and 10
- Road Slab construction at Portion 1F
- RC Works for Vent. Adit Ch 360~410 at Portion 1F
- Pile Cap Construction along Hoi Wang Road (Segment 5, 6, 7 and 8) at Portion 1D

6.2. Potential environmental impacts arising from the above construction activities are mainly associated with dust, construction noise and waste management.

6.3. The tentative schedule of regular construction noise monitoring, 1-hour TSP and 24-hour TSP monitoring in the next reporting period is presented in Appendix P.

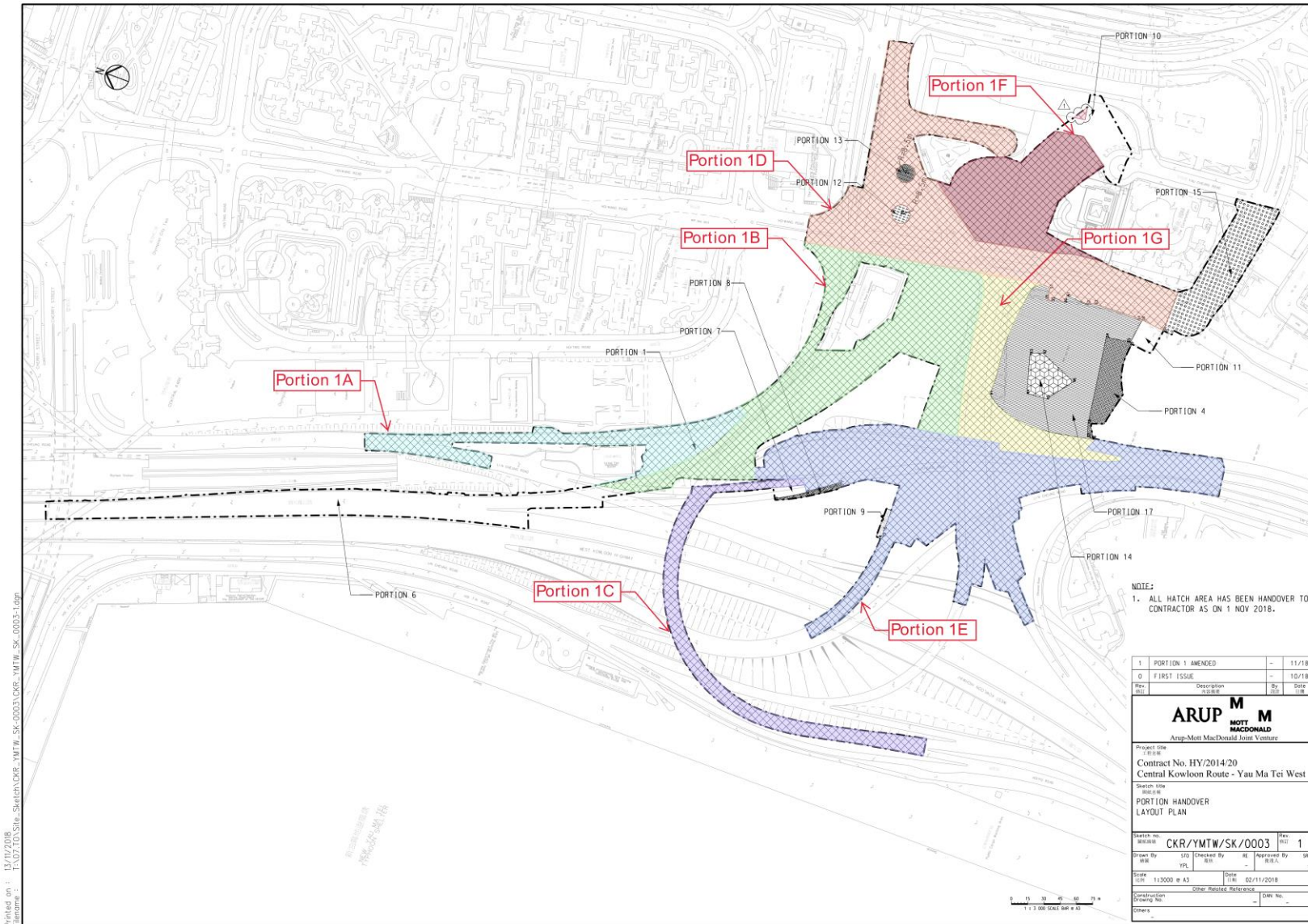
6.4. The construction programme for the Project for the next reporting month is presented in Appendix B.

## **7. CONCLUSION AND RECOMMENDATIONS**

- 7.1. This 36<sup>th</sup> monthly EM&A Report presents the EM&A works undertaken during the period from 1 January 2022 to 31 January 2022 in accordance with the EM&A Manual and the requirement under EP- 457/2013/D.
- 7.2. Air quality (including 1-hour TSP and 24-hour TSP) and noise impact monitoring were carried out in the reporting period. No exceedance of the Action and Limit Levels was recorded for construction noise and air quality impact monitoring during the reporting month.
- 7.3. Due to the electricity supply failure for the high volume sampler (HVS) on 10 January 2022 at Man Cheong Building (W-A6), 24-hour TSP result was voided. Inspection and repair works for the electricity supply were conducted by the Contractor on 11 January 2022. Additional monitoring for 24-hour TSP at W-A6 was arranged on 12 January 2022. The result was valid and used as a substitute for the voided monitoring result on 10 January 2022.
- 7.4. Weekly environmental site inspections were conducted during the reporting period. Joint site inspection with IEC were carried out on 20 January 2022. Minor deficiency was observed during site inspection and was rectified within the specified deadlines. The environmental performance of the Project was therefore considered satisfactory.
- 7.5. No complaint or non-compliance was reported in the reporting month.
- 7.6. No notification of summons or prosecution was received in the reporting month.
- 7.7. The ET will keep track on the construction works to confirm compliance of environmental requirements and the proper implementation of all necessary mitigation measures.

# Appendix A

## Alignment and Works Area For the Contract No. HY/2014/20



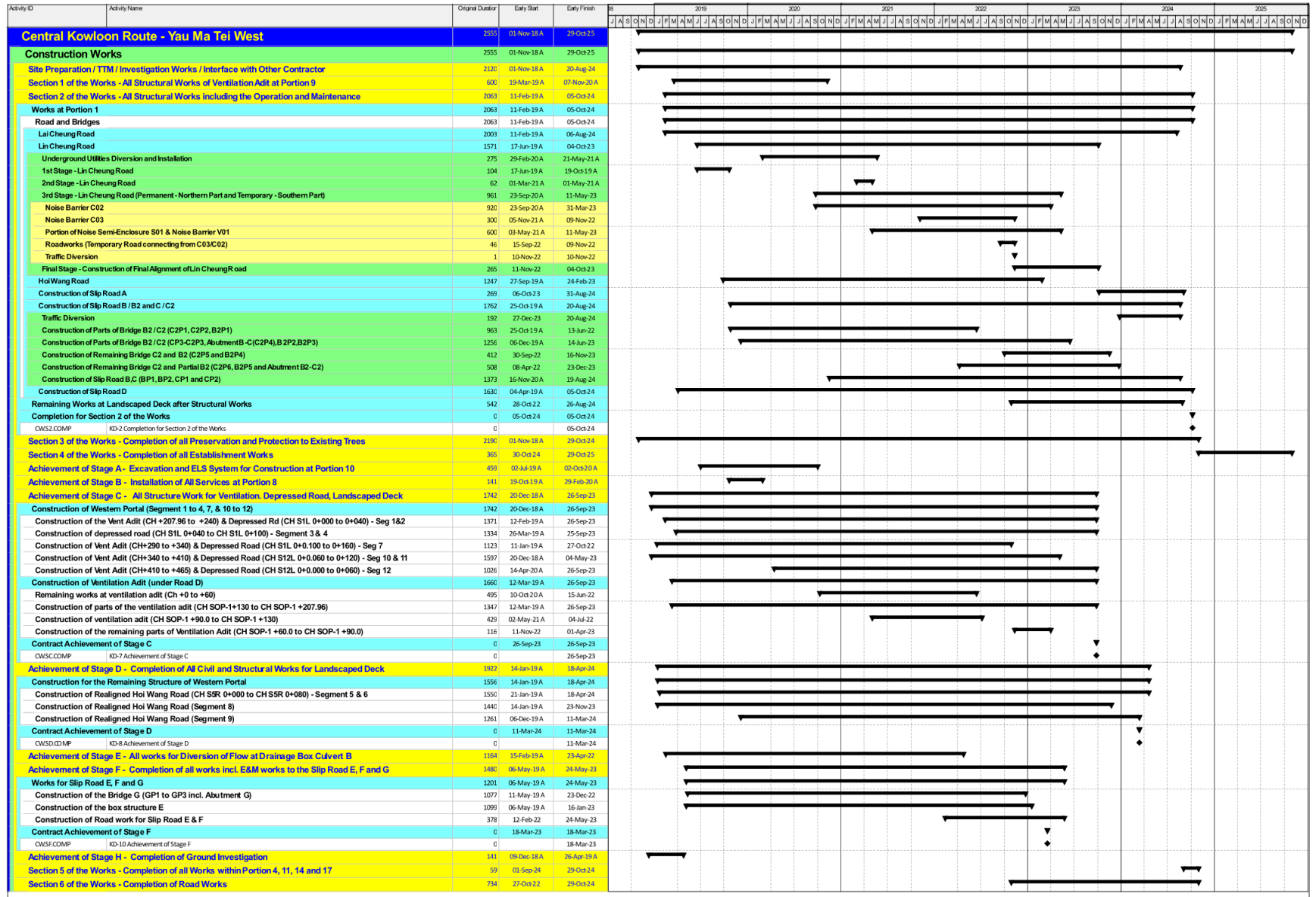
1	PORTION 1 AMENDED	-	11/18
0	FIRST ISSUE	-	10/18
Rev	Description	By	Date
01			
<b>ARUP M MOTT MACDONALD</b> Arup-Mott MacDonald Joint Venture			
Project No. 1014			
Contract No. HY/2014/20			
Central Kowloon Route - Yau Ma Tei West			
Sketch No. 1014-01			
PORTION HANDOVER LAYOUT PLAN			
Drawn By	SKR/YMTW/SK/0003	Rev	1
Check By	SKR	Appr'd By	SKR
Scale	1:3000 @ A3	Date	02/11/2018
Construction Drawing No.	Other Related Reference		
Others	DWG No.		

Printed on: 13/11/2018  
 Filename: I:\07\_10\Site-Sketch\DKR-YMTW-SK-0003-L01.dwg

# Appendix B

## Construction Programme

Contract No. HY/2014/20  
 Environmental Monitoring & Auditing





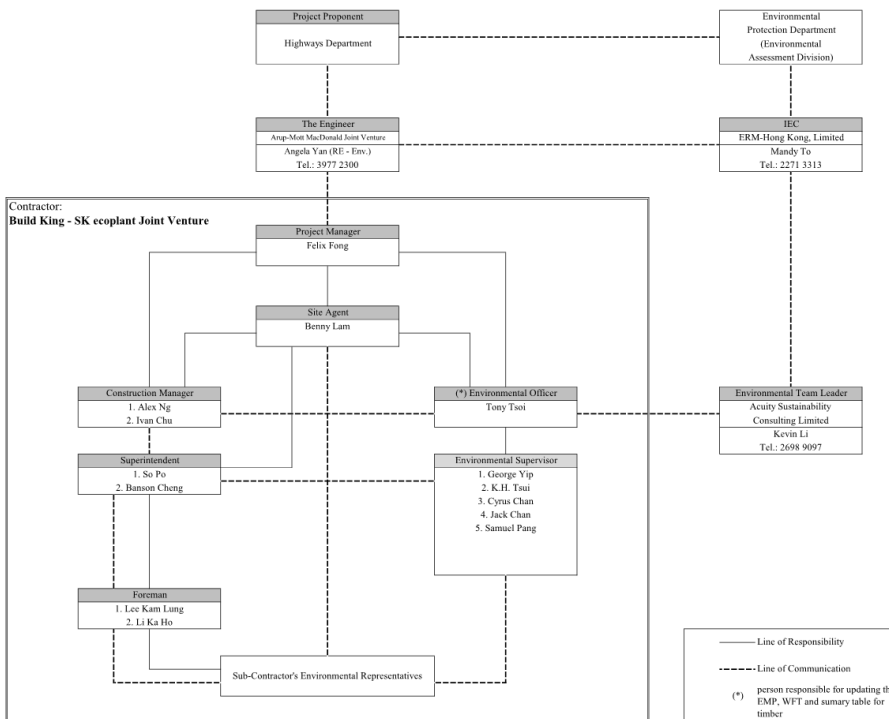
# Appendix C

## Project Organization Chart

# Project O-Chart

Contract No.: HY/2014/20  
 Central Kowloon Route - Yau Ma Tei West  
 Environmental Organization Chart

Last Update: 01 Dec 2021



Contact List				
Party	Department / Company	Name of Contact Person	Position	Tel
Project Proponent	Highways Department			
The Engineer	Arup-Mott MacDonald Joint Venture	Angela Yan	Resident Engineer - Environmental	3977 2300
Independent Environmental Checker	ERM-Hong Kong, Limited	Mandy To	IEC	2271 3313
Environmental Team Leader	Acuity Sustainability Consulting Limited	Kevin Li	ETL	2698 9097
Contractor	Build King - SK ecoplant Joint Venture	Felix Fong	Project Manager	3622 8300
		Benny Lam	Site Agent	3622 8300
		Alex Ng	Construction Manager	3622 8300
		Ivan Chu	Construction Manager	3622 8300
		So Po	Superintendent	9588 6977
		Banson Cheng	Superintendent	6112 8807
		Lee Kam Lung	Foreman	9161 0944
		Li Ka Ho	Foreman	9023 9310
		Tony Tsoi	(*) Environmental Officer	5543 4424
		George Yip	Environmental Supervisor	9838 9043
		K.H. Tsui	Environmental Supervisor	9090 9052
		Cyrus Chan	Environmental Supervisor	6186 2039
		Jack Chan	Environmental Supervisor	6577 1021
		Samuel Pang	Environmental Supervisor	9876 9121

# Appendix D

## Dust Event-Action Plan (EAP)

EVENT	ACTION			
	ET	IEC	ER	CONTRACTOR
<b>ACTION LEVEL</b>				
1.Exceedance for one sample	<ol style="list-style-type: none"> <li>1. Identify source, investigate the causes of exceedance and propose remedial measures;</li> <li>2. Inform IEC and ER;</li> <li>3. Repeat measurement to confirm finding;</li> <li>4. Increase monitoring frequency to daily.</li> </ol>	<ol style="list-style-type: none"> <li>1. Check monitoring data submitted by ET;</li> <li>2. Check Contractor's working method.</li> </ol>	<ol style="list-style-type: none"> <li>1. Notify Contractor.</li> </ol>	<ol style="list-style-type: none"> <li>1. Rectify any unacceptable practice;</li> <li>2. Amend working methods if appropriate.</li> </ol>
2.Exceedance for two or more consecutive samples	<ol style="list-style-type: none"> <li>1. Identify source;</li> <li>2. Inform IEC and ER;</li> <li>3. Advise the ER on the effectiveness of the proposed remedial measures;</li> <li>4. Repeat measurements to confirm findings;</li> <li>5. Increase monitoring frequency to daily;</li> <li>6. Discuss with IEC and Contractor on remedial actions required;</li> <li>7. If exceedance continues, arrange meeting with IEC and ER;</li> <li>8. If exceedance stops, cease additional monitoring.</li> </ol>	<ol style="list-style-type: none"> <li>1. Check monitoring data submitted by ET;</li> <li>2. Check Contractor's working method;</li> <li>3. Discuss with ET and Contractor on possible remedial measures;</li> <li>4. Advise the ET on the effectiveness of the proposed remedial measures;</li> <li>5. Supervise Implementation of remedial measures.</li> </ol>	<ol style="list-style-type: none"> <li>1. Confirm receipt of notification of failure in writing;</li> <li>2. Notify Contractor;</li> <li>3. Ensure remedial measures properly implemented.</li> </ol>	<ol style="list-style-type: none"> <li>1. Submit proposals for remedial to ER within 3 working days of notification;</li> <li>2. Implement the agreed proposals;</li> <li>3. Amend proposal if appropriate.</li> </ol>
<b>LIMIT LEVEL</b>				
1.Exceedance for one sample	<ol style="list-style-type: none"> <li>1. Identify source, investigate the causes of exceedance and propose remedial measures;</li> <li>2. Inform ER, Contractor and</li> </ol>	<ol style="list-style-type: none"> <li>1. Check monitoring data submitted by ET;</li> <li>2. Check Contractor's working method;</li> </ol>	<ol style="list-style-type: none"> <li>1. Confirm receipt of notification of failure in writing;</li> <li>2. Notify Contractor;</li> </ol>	<ol style="list-style-type: none"> <li>1. Take immediate action to avoid further exceedance;</li> <li>2. Submit proposals for remedial actions to IEC</li> </ol>

EVENT	ACTION			
	ET	IEC	ER	CONTRACTOR
	EPD; 3. Repeat measurement to confirm finding; 4. Increase monitoring frequency to daily; 5. Assess effectiveness of Contractor's remedial actions and keep IEC, EPD and ER informed of the results.	3. Discuss with ET and Contractor on possible remedial measures; 4. Advise the ER on the effectiveness of the proposed remedial measures; 5. Supervise implementation of remedial measures.	3. Ensure remedial measures properly implemented.	within 3 working days of notification; 3. Implement the agreed proposals; 4. Amend proposal if appropriate.
2.Exceedance for two or more consecutive samples	1. Notify IEC, ER, Contractor and EPD; 2. Identify source; 3. Repeat measurement to confirm findings; 4. Increase monitoring frequency to daily; 5. Carry out analysis of Contractor's working procedures to determine possible mitigation to be implemented; 6. Arrange meeting with IEC and ER to discuss the remedial actions to be taken; 7. Assess effectiveness of Contractor's remedial actions and keep IEC, EPD and ER informed of the results; 8. If exceedance stops, cease additional monitoring.	1. Discuss amongst ER, ET, and Contractor on the potential remedial actions; 2. Review Contractor's remedial actions whenever necessary to assure their effectiveness and advise the ER accordingly; 3. Supervise the implementation of remedial measures.	1. Confirm receipt of notification of failure in writing; 2. Notify Contractor; 3. In consultation with the IEC, agree with the Contractor on the remedial measures to be implemented; 4. Ensure remedial measures properly implemented; 5. If exceedance continues, consider what portion of the work is responsible and instruct the Contractor to stop that portion of work until the exceedance is abated.	1. Take immediate action to avoid further exceedance; 2. Submit proposals for remedial actions to IEC within 3 working days of notification; 3. Implement the agreed proposals; 4. Resubmit proposals if problem still not under control; 5. Stop the relevant portion of works as determined by the ER until the exceedance is abated.

Note:

ET – Environmental Team

ER – Engineer's Representative

IEC – Independent Environmental Checker

# Appendix E

## Noise Event-Action Plan (EAP)

EVENT	ACTION			
	ET	IEC	ER	CONTRACTOR
Action Level	<ol style="list-style-type: none"> <li>1. Identify source, investigate the causes of exceedance and propose remedial measures;</li> <li>2. Notify IEC and Contractor;</li> <li>3. Report the results of investigation to the IEC, ER and Contractor;</li> <li>4. Discuss with the Contractor and formulate remedial measures;</li> <li>5. Increase monitoring frequency to check mitigation effectiveness.</li> </ol>	<ol style="list-style-type: none"> <li>1. Review the analysed results submitted by the ET;</li> <li>2. Review the proposed remedial measures by the Contractor and advise the ER accordingly;</li> <li>3. Supervise the implementation of remedial measures.</li> </ol>	<ol style="list-style-type: none"> <li>1. Confirm receipt of notification of failure in writing;</li> <li>2. Notify Contractor;</li> <li>3. Require Contractor to propose remedial measures for the analysed noise problem;</li> <li>4. Ensure remedial measures are properly implemented</li> </ol>	<ol style="list-style-type: none"> <li>1. Submit noise mitigation proposals to IEC;</li> <li>2. Implement noise mitigation proposals.</li> </ol>
Limit Level	<ol style="list-style-type: none"> <li>1. Identify source;</li> <li>2. Inform IEC, ER, EPD and Contractor;</li> <li>3. Repeat measurements to confirm findings;</li> <li>4. Increase monitoring frequency;</li> <li>5. Carry out analysis of Contractor's working procedures to determine possible mitigation to be implemented;</li> </ol>	<ol style="list-style-type: none"> <li>1. Discuss amongst ER, ET, and Contractor on the potential remedial actions;</li> <li>2. Review Contractors remedial actions whenever necessary to assure their effectiveness and advise the ER accordingly;</li> <li>3. Supervise the implementation of remedial measures.</li> </ol>	<ol style="list-style-type: none"> <li>1. Confirm receipt of notification of failure in writing;</li> <li>2. Notify Contractor;</li> <li>3. Require Contractor to propose remedial measures for the analysed noise problem;</li> <li>4. Ensure remedial measures properly implemented;</li> </ol>	<ol style="list-style-type: none"> <li>1. Take immediate action to avoid further exceedance;</li> <li>2. Submit proposals for remedial actions to IEC within 3 working days of notification;</li> <li>3. Implement the agreed proposals;</li> <li>4. Resubmit proposals if problem still not under control;</li> <li>5. Stop the relevant portion of works as determined by the ER</li> </ol>

EVEN T	ACTION			
	ET	IEC	ER	CONTRACTOR
	6. Inform IEC, ER and EPD the causes and actions taken for the exceedances; 7. Assess effectiveness of Contractor's remedial actions and keep IEC, EPD and ER informed of the results; 8. If exceedance stops, cease additional monitoring.		5. If exceedance continues, consider what portion of the work is responsible and instruct the Contractor to stop that portion of work until the exceedance is abated.	until the exceedance is abated.

Note:

ET – Environmental Team

IEC – Independent Environmental Checker

ER – Engineer's Representative



# Appendix F

## Environmental Mitigation Implementation Schedule (EMIS)

Environmental Mitigation Implementation Schedule  
Contract No. HY/2014/20 (Yau Ma Tei West)

EIA Ref.	EM&A Log Ref.	Recommended Mitigation Measures	Objectives of the Recommended Measures & Main Concerns to address	Implementation Agent	Location / Timing	Implementation Stage	Requirements and/or standards to be achieved	Implementation Status
<b>Construction Dust Impact</b>								
S4.3.10	D1	The contractor shall follow the procedures and requirements given in the Air Pollution Control (Construction Dust) Regulation	Minimize dust impact at the nearby sensitive receivers	Contractor	All construction sites	Construction stage	<ul style="list-style-type: none"> <li>• APCO</li> <li>• To control the dust impact To meet HKAQO and TM-EIA criteria</li> </ul>	<ul style="list-style-type: none"> <li>• Implemented, deficiency rectified after observation</li> </ul>
S4.3.10	D2	<ul style="list-style-type: none"> <li>• Mitigation measures in form of regular watering under a good site practice should be adopted. Watering once per hour on exposed worksites and haul road should be conducted to achieve dust removal efficiencies of 91.7%. While the above watering frequencies are to be followed, the extent of watering may vary depending on actual site conditions but should be sufficient to maintain an equivalent intensity of no less than 1.3 L/m<sup>2</sup> to achieve the dust removal efficiency.</li> </ul>	Minimize dust impact at the nearby sensitive receivers	Contractor	All construction sites	Construction stage	<ul style="list-style-type: none"> <li>• APCO</li> <li>• To control the dust impact To meet HKAQO and TM-EIA criteria</li> </ul>	<ul style="list-style-type: none"> <li>• Implemented</li> </ul>
S4.3.10	D3	<ul style="list-style-type: none"> <li>• Proper watering at exposed spoil should be undertaken throughout the construction phase;</li> <li>• Any excavated or stockpile of dusty material should be covered entirely by impervious sheeting or sprayed with water to maintain the entire surface wet and then removed or backfilled or reinstated where practicable within 24 hours of the excavation or unloading;</li> <li>• Any dusty materials remaining after a stockpile is removed should be wetted with water and cleared from the surface of roads;</li> <li>• A stockpile of dusty material should not be extended</li> </ul>	Minimize dust impact at the nearby sensitive receivers	Contractor	All construction sites	Construction stage	<ul style="list-style-type: none"> <li>• APCO</li> <li>• To control the dust impact To meet HKAQO and TM-EIA criteria</li> </ul>	<ul style="list-style-type: none"> <li>• Implemented</li> </ul>

Environmental Mitigation Implementation Schedule  
Contract No. HY/2014/20 (Yau Ma Tei West)

EIA Ref.	EM&A Log Ref.	Recommended Mitigation Measures	Objectives of the Recommended Measures & Main Concerns to address	Implementation Agent	Location / Timing	Implementation Stage	Requirements and/or standards to be achieved	Implementation Status
		<p>beyond the pedestrian barriers, fencing or traffic cones;</p> <ul style="list-style-type: none"> <li>•The load of dusty materials on a vehicle leaving a construction site should be covered entirely by impervious sheeting to ensure that the dusty materials do not leak from the vehicle.</li> <li>•Where practicable, vehicle washing facilities with high pressure water jet should be provided at every discernible or designated vehicle exit point. The area where vehicle washing takes place and the road section between the washing facilities and the exit point should be paved with concrete, bituminous materials or hardcores;</li> <li>•When there are open excavation and reinstatement works, hoarding of not less than 2.4m high should be provided and properly maintained as far as practicable along the site boundary with provision for public crossing. Good site practice shall also be adopted by the Contractor to ensure the conditions of the hoardings are properly maintained throughout the construction period;</li> <li>•The portion of any road leading only to construction site that is within 30m of a vehicle entrance or exit should be kept clear of dusty materials;</li> <li>•Surfaces where any pneumatic or power-driven drilling, cutting, polishing or other mechanical breaking operation takes place should be sprayed with water or a dust suppression chemical continuously;</li> <li>•Any area that involves demolition activities should be</li> </ul>						

Environmental Mitigation Implementation Schedule  
Contract No. HY/2014/20 (Yau Ma Tei West)

EIA Ref.	EM&A Log Ref.	Recommended Mitigation Measures	Objectives of the Recommended Measures & Main Concerns to address	Implementation Agent	Location / Timing	Implementation Stage	Requirements and/ or standards to be achieved	Implementation Status
		<p>sprayed with water or a dust suppression chemical immediately prior to, during and immediately after the activities so as to maintain the entire surface wet;</p> <ul style="list-style-type: none"> <li>Any skip hoist for material transport should be totally enclosed by impervious sheeting;</li> <li>Every stock of more than 20 bags of cement or dry-pulverised fuel ash (PFA) should be covered entirely by impervious sheeting or placed in an area sheltered on the top and the 3 sides;</li> <li>Loading, unloading, transfer, handling or storage of bulk cement or dry PFA should be carried out in a totally enclosed system or facility, and any vent or exhaust should be fitted with an effective fabric filter or equivalent air pollution control system</li> <li>Exposed earth should be properly treated by compaction, turfing, hydroseeding, vegetation planting or sealing with latex, vinyl, bitumen, shotcrete or other suitable surface stabilizer within six months after the last construction activity on the construction site or part of the construction site where the exposed earth lies.</li> </ul>						
S4.3.10	D6	Implement regular dust monitoring under EM&A programme during the construction stage.	Monitoring of dust impact	Contractor	Selected rep. dust monitoring station	Construction stage	<ul style="list-style-type: none"> <li>TM-EIA</li> </ul>	<ul style="list-style-type: none"> <li>Implemented</li> </ul>
Construction Noise (Airborne)								

Environmental Mitigation Implementation Schedule  
Contract No. HY/2014/20 (Yau Ma Tei West)

EIA Ref.	EM&A Log Ref.	Recommended Mitigation Measures	Objectives of the Recommended Measures & Main Concerns to address	Implementation Agent	Location / Timing	Implementation Stage	Requirements and/ or standards to be achieved	Implementation Status
S5.4.1	N1	<p>Implement the following good site practices:</p> <ul style="list-style-type: none"> <li>• Only well-maintained plant should be operated on-site and plant should be serviced regularly during the construction programme;</li> <li>• Machines and plant (such as trucks, cranes) that may be in intermittent use should be shut down between work periods or should be throttled down to a minimum;</li> <li>• Plant known to emit noise strongly in one direction, where possible, be orientated so that the noise is directed away from nearby NSRs;</li> <li>• Silencers or mufflers on construction equipment should be properly fitted and maintained during the construction works;</li> <li>• Mobile plant should be sited as far away from NSRs as possible and practicable;</li> <li>• Material stockpiles, mobile container site office and other structures should be effectively utilized, where practicable, to screen noise from on-site construction activities.</li> </ul>	Control construction airborne noise	Contractor	All construction sites	Construction stage	<ul style="list-style-type: none"> <li>• Annex 5, TM-EIAO</li> </ul>	<ul style="list-style-type: none"> <li>• Implemented</li> </ul>
S5.4.1	N2	Install temporary hoarding located on the site boundaries between noisy construction activities and NSRs. The conditions of hoardings shall be properly maintained throughout the construction period.	Reduce the construction noise levels at low-level zone of NSRs through partial screening	Contractor	All construction sites	Construction stage	<ul style="list-style-type: none"> <li>• Annex 5, TM-EIAO</li> </ul>	<ul style="list-style-type: none"> <li>• Implemented</li> </ul>
S5.4.1	N3	Install movable noise barriers (typical design is wooden framed barrier with a small-cantilevered on a skid footing with 25mm thick internal sound absorptive lining), acoustic mat or full enclosure,	Screen the noisy plant items to be used at all construction	Contractor	All construction sites where practicable	Construction stage	<ul style="list-style-type: none"> <li>• Annex 5, TM-EIAO</li> </ul>	<ul style="list-style-type: none"> <li>• Implemented</li> </ul>

Environmental Mitigation Implementation Schedule  
Contract No. HY/2014/20 (Yau Ma Tei West)

EIA Ref.	EM&A Log Ref.	Recommended Mitigation Measures	Objectives of the Recommended Measures & Main Concerns to address	Implementation Agent	Location / Timing	Implementation Stage	Requirements and/ or standards to be achieved	Implementation Status
		screen the noisy plants including air compressors, generators and handheld breakers, etc.	sites					
S5.4.1	N4	Use 'Quiet plant'	Reduce the noise levels of plant items	Contractor	All construction sites where practicable	Construction stage	<ul style="list-style-type: none"> <li>Annex 5, TM-EIAO</li> </ul>	<ul style="list-style-type: none"> <li>Implemented</li> </ul>
S5.4.1	N5	Loading/ unloading activities should be carried out inside the full enclosure of mucking out points.	Reduce the noise levels of loading/ unloading activities	Contractor	Mucking out locations	Construction stage	<ul style="list-style-type: none"> <li>Annex 5, TM-EIAO</li> </ul>	<ul style="list-style-type: none"> <li>Implemented</li> </ul>
S5.4.1	N6	Sequencing operation of construction plants where practicable.	Operate sequentially within the same work site to reduce the construction airborne noise	Contractor	All construction sites where practicable	Construction stage	<ul style="list-style-type: none"> <li>Annex 5, TM-EIAO</li> </ul>	<ul style="list-style-type: none"> <li>Implemented</li> </ul>
S5.4.1	N7	Implement a noise monitoring programme under EM&A programme.	Monitor the construction noise levels at the selected representative locations	Contractor	Selected rep. noise monitoring station	Construction stage	<ul style="list-style-type: none"> <li>TM-EIAO</li> </ul>	<ul style="list-style-type: none"> <li>Implemented</li> </ul>
Water Quality (Construction Phase)								

Environmental Mitigation Implementation Schedule  
Contract No. HY/2014/20 (Yau Ma Tei West)

EIA Ref.	EM&A Log Ref.	Recommended Mitigation Measures	Objectives of the Recommended Measures & Main Concerns to address	Implementation Agent	Location / Timing	Implementation Stage	Requirements and/ or standards to be achieved	Implementation Status
S6.9.1.1	W1	<p>In accordance with the Practice Note for Professional Persons on Construction Site Drainage, Environmental Protection Department, 1994 (ProPECC PN1/94), construction phase mitigation measures shall include the following:</p> <p><u>Construction Runoff</u></p> <ul style="list-style-type: none"> <li>• At the start of site establishment, perimeter cut-off drains to direct off-site water around the site should be constructed with internal drainage works and erosion and sedimentation control facilities implemented. Channels (both temporary and permanent drainage pipes and culverts), earth bunds or sand bag barriers should be provided on site to direct stormwater to silt removal facilities. The design of the temporary on-site drainage system will be undertaken by the contractor prior to the commencement of construction;</li> <li>• The dikes or embankments for flood protection should be implemented around the boundaries of earthwork areas. Temporary ditches should be provided to facilitate the runoff discharge into an appropriate watercourse, through a silt/ sediment trap. The sediment/ silt traps should be incorporated in the permanent drainage channels to enhance deposition rates;</li> <li>• The design of efficient silt removal facilities should be based on the guidelines in Appendix A1 of ProPECC PN 1/94, which states that the retention time for silt/ sand traps should be 5 minutes under</li> </ul>	To minimize water quality impact from the construction site runoff and general construction activities	Contractor	All construction sites where practicable	Construction stage	<ul style="list-style-type: none"> <li>• Water Pollution Control Ordinance</li> <li>• ProPECC PN 1/94</li> <li>• TM-EIAO</li> <li>• TM-DSS</li> </ul>	<ul style="list-style-type: none"> <li>• Implemented</li> </ul>

Environmental Mitigation Implementation Schedule  
 Contract No. HY/2014/20 (Yau Ma Tei West)

EIA Ref.	EM&A Log Ref.	Recommended Mitigation Measures	Objectives of the Recommended Measures & Main Concerns to address	Implementation Agent	Location / Timing	Implementation Stage	Requirements and/or standards to be achieved	Implementation Status
		<p>maximum flow conditions. Sizes may vary depending upon the flow rate, but for a flow rate of 0.1 m<sup>3</sup>/s a sedimentation basin of 30 m<sup>3</sup> would be required and for a flow rate of 0.5 m<sup>3</sup>/s the basin would be 150 m<sup>3</sup>. The detailed design of the sand/ silt traps shall be undertaken by the contractor prior to the commencement of construction;</p> <ul style="list-style-type: none"> <li>• All exposed earth areas should be completed and vegetated as soon as possible after earthworks have been completed, or alternatively, within 14 days of the cessation of earthworks where practicable. Exposed slope surfaces should be covered by tarpaulin or other means;</li> <li>• The overall slope of the site should be kept to a minimum to reduce the erosive potential of surface water flows, and all traffic areas and access roads protected by coarse stone ballast. An additional advantage accruing from the use of crushed stone is the positive traction gained during prolonged periods of inclement weather and the reduction of surface sheet flows;</li> <li>• All drainage facilities and erosion and sediment control structures should be regularly inspected and maintained to ensure proper and efficient operation at all times and particularly following rainstorms. Deposited silt and grit should be removed regularly and disposed of by spreading evenly over stable, vegetated areas;</li> <li>• Measures should be taken to minimize the ingress</li> </ul>						



Environmental Mitigation Implementation Schedule  
 Contract No. HY/2014/20 (Yau Ma Tei West)

EIA Ref.	EM&A Log Ref.	Recommended Mitigation Measures	Objectives of the Recommended Measures & Main Concerns to address	Implementation Agent	Location / Timing	Implementation Stage	Requirements and/or standards to be achieved	Implementation Status
		<p>of site drainage into excavations. If the excavation of trenches in wet periods is necessary, they should be dug and backfilled in short sections wherever practicable. Water pumped out from trenches or foundation excavations should be discharged into storm drains via silt removal facilities;</p> <ul style="list-style-type: none"> <li>• Open stockpiles of construction materials (for example, aggregates, sand and fill material) of more than 50m<sup>3</sup> should be covered with tarpaulin or similar fabric during rainstorms. Measures should be taken to prevent the washing away of construction materials, soil, silt or debris into any drainage system;</li> <li>• Manholes should always be adequately covered and temporarily sealed so as to prevent silt, construction materials or debris being washed into the drainage system and storm runoff being directed into foul sewers;</li> <li>• Precautions be taken at any time of year when rainstorms are likely, actions to be taken when a rainstorm is imminent or forecasted, and actions to be taken during or after rainstorms are summarized in Appendix A2 of ProPECC PN 1/94. Particular attention should be paid to the control of silty surface runoff during storm events, especially for areas located near steep slopes;</li> <li>• All vehicles and plant should be cleaned before leaving a construction site to ensure no earth, mud, debris and the like is deposited by them on</li> </ul>						

Environmental Mitigation Implementation Schedule  
Contract No. HY/2014/20 (Yau Ma Tei West)

EIA Ref.	EM&A Log Ref.	Recommended Mitigation Measures	Objectives of the Recommended Measures & Main Concerns to address	Implementation Agent	Location / Timing	Implementation Stage	Requirements and/or standards to be achieved	Implementation Status
		<p>roads. An adequately designed and site wheel washing facilities should be provided at every construction site exit where practicable. Wash-water should have sand and silt settled out and removed at least on a weekly basis to ensure the continued efficiency of the process. The section of access road leading to, and exiting from, the wheel wash bay to the public road should be paved with sufficient backfall toward the wheel wash bay to prevent vehicle tracking of soil and silty water to public roads and drains;</p> <ul style="list-style-type: none"> <li>• Oil interceptors should be provided in the drainage system downstream of any oil/ fuel pollution sources. The oil interceptors should be emptied and cleaned regularly to prevent the release of oil and grease into the storm water drainage system after accidental spillage. A bypass should be provided for the oil interceptors to prevent flushing during heavy rain;</li> <li>• Construction solid waste, debris and rubbish on site should be collected, handled and disposed of properly to avoid water quality impacts;</li> <li>• All fuel tanks and storage areas should be provided with locks and sited on sealed areas, within bunds of a capacity equal to 110% of the storage capacity of the largest tank to prevent spilled fuel oils from reaching water sensitive receivers nearby;</li> <li>• Adopt best management practices;</li> <li>• All earth works should be conducted sequentially to limit the amount of construction runoff</li> </ul>						

Environmental Mitigation Implementation Schedule  
Contract No. HY/2014/20 (Yau Ma Tei West)

EIA Ref.	EM&A Log Ref.	Recommended Mitigation Measures	Objectives of the Recommended Measures & Main Concerns to address	Implementation Agent	Location / Timing	Implementation Stage	Requirements and/ or standards to be achieved	Implementation Status
		generated from exposed areas during the wet season (April to September) as far as practicable.						
S6.9.1.2	W2	<p><u>Tunneling Works and Underground Works</u></p> <ul style="list-style-type: none"> <li>• Cut-&amp;-cover tunneling work should be conducted sequentially to limit the amount of construction runoff generated from exposed areas during the wet season (April to September) as far as practicable.</li> <li>• Uncontaminated discharge should pass through sedimentation tanks prior to off-site discharge;</li> <li>• The wastewater with a high concentration of SS should be treated (e.g. by sedimentation tanks with sufficient retention time) before discharge. Oil interceptors would also be required to remove the oil, lubricants and grease from the wastewater;</li> <li>• Direct discharge of the bentonite slurry (as a result of D-wall) is not allowed. It should be reconditioned and reused wherever practicable. Temporary storage locations (typically a properly closed warehouse) should be provided on site for any unused bentonite that needs to be transported away after all the related construction activities area completed. The requirements in ProPECC PN 1/94 should be adhered to in the handling and disposal of bentonite slurries.</li> </ul>	To minimize construction water quality impact from tunneling works	Contractor	All tunneling portion	Construction stage	<ul style="list-style-type: none"> <li>• Water Pollution Control Ordinance</li> <li>• ProPECC PN 1/94</li> <li>• TM-DSS</li> <li>• TM-EIAO</li> </ul>	<ul style="list-style-type: none"> <li>• N/A</li> </ul>

Environmental Mitigation Implementation Schedule  
Contract No. HY/2014/20 (Yau Ma Tei West)

EIA Ref.	EM&A Log Ref.	Recommended Mitigation Measures	Objectives of the Recommended Measures & Main Concerns to address	Implementation Agent	Location / Timing	Implementation Stage	Requirements and/or standards to be achieved	Implementation Status
S6.9.1.3	W3	<p><u>Sewage Effluent</u></p> <ul style="list-style-type: none"> <li>Portable chemical toilets and sewage holding tanks are recommended for handling the construction sewage generated by the workforce. A licensed contractor should be employed to provide appropriate and adequate portable toilets and be responsible for appropriate disposal and maintenance.</li> </ul>	To minimize water quality from sewage effluent	Contractor	All construction sites where practicable	Construction stage	<ul style="list-style-type: none"> <li>Water Pollution Control Ordinance</li> <li>TM-DSS</li> </ul>	<ul style="list-style-type: none"> <li>Implemented</li> </ul>
S6.9.1.5	W4	<p><u>Groundwater from Potential Contaminated Area:</u></p> <ul style="list-style-type: none"> <li>No direct discharge of groundwater from contaminated areas should be adopted.</li> <li>A discharge license under the WPCO through the Regional Office of EPD for groundwater discharge should be applied. Prior to the excavation works within these potentially contaminated areas, the groundwater quality should be reviewed during the process of discharge license application. The compliance to the Technical Memorandum on Standards for Effluents Discharged into Drainage on Sewerage Systems, Inland and Coastal Waters (TM-DSS) and the existence of prohibited substance should be confirmed. If the review results indicated that the groundwater to be generated from the excavation works would be contaminated, the contaminated groundwater should be either properly treated in compliance with the requirements of the TM-DSS or properly</li> </ul>	To minimize groundwater quality impact from contaminated area	Contractor	Excavation areas where contamination is found	Construction stage	<ul style="list-style-type: none"> <li>Water Pollution Control Ordinance</li> <li>TM-DSS</li> <li>TM-EIAO</li> </ul>	<ul style="list-style-type: none"> <li>Implemented</li> </ul>

Environmental Mitigation Implementation Schedule  
 Contract No. HY/2014/20 (Yau Ma Tei West)

EIA Ref.	EM&A Log Ref.	Recommended Mitigation Measures	Objectives of the Recommended Measures & Main Concerns to address	Implementation Agent	Location / Timing	Implementation Stage	Requirements and/or standards to be achieved	Implementation Status
		<p>recharged into the ground.</p> <ul style="list-style-type: none"> <li>• If wastewater treatment is deployed, the wastewater treatment unit shall deploy suitable treatment process (e.g. oil interceptor / activated carbon) to reduce the pollution level to an acceptable standard and remove any prohibited substances (e.g. TPH) to undetectable range. All treated effluent from wastewater treatment plant shall meet the requirements as stated in TM-DSS and should be discharged into the foul sewers.</li> <li>• If groundwater recharging wells are deployed, recharging wells should be installed as appropriate for recharging the contaminated groundwater back into the ground. The recharging wells should be selected at places where the groundwater quality will not be affected by the recharge operation as indicated in the Section 2.3 of TM-DSS. The baseline groundwater quality shall be determined prior to the selection of the recharge wells, and submit a working plan (including the laboratory analytical results showing the quality of groundwater at the proposed recharge location(s) as well as the pollutant levels of groundwater to be recharged) to EPD for agreement. Pollution levels of groundwater to be recharged shall not be higher than pollutant levels of ambient groundwater at the recharge well. Prior to recharge, any prohibited substances such as TPH products should be removed as necessary by installing the petrol</li> </ul>						

Environmental Mitigation Implementation Schedule  
Contract No. HY/2014/20 (Yau Ma Tei West)

EIA Ref.	EM&A Log Ref.	Recommended Mitigation Measures	Objectives of the Recommended Measures & Main Concerns to address	Implementation Agent	Location / Timing	Implementation Stage	Requirements and/or standards to be achieved	Implementation Status
		interceptor.						
S6.9.1.6	W6	<p><u>Accidental Spillage</u></p> <p>In order to prevent accidental spillage of chemicals, the following is recommended:</p> <ul style="list-style-type: none"> <li>All the tanks, containers, storage area should be bunded and the locations should be locked as far as possible from the sensitive watercourse and stormwater drains;</li> <li>The Contractor should register as a chemical waste producer if chemical wastes would be generated. Storage of chemical waste arising from the construction activities should be stored with suitable labels and warnings.</li> </ul> <p>Disposal of chemical wastes should be conducted in compliance with the requirements as stated in the Waste Disposal (Chemical Waste) (General) Regulation.</p>	To minimize water quality impact from accidental spillage	Contractor	All construction site where practicable	Construction stage	<ul style="list-style-type: none"> <li>Water Pollution Control Ordinance</li> <li>ProPECC PN 1/94</li> <li>TM-EIAO</li> <li>TM-DSS</li> </ul>	<ul style="list-style-type: none"> <li>Implemented</li> </ul>
Waste Management (Construction Waste)								
S7.4.1	WM1	<p><u>On-site sorting of C&amp;D material</u></p> <ul style="list-style-type: none"> <li>Geological assessment should be carried out by competent persons on site during excavation to identify materials which are not suitable to use as aggregate in structural concrete (e.g. volcanic rock, Aplite dyke rock, etc.). Volcanic rock and Aplite dyke rock should be separated at the source sites</li> </ul>	Separation of unsuitable rock from ending up at concrete batching plants and be turned into concrete for	Contractor	All construction sites	Construction stage	<ul style="list-style-type: none"> <li>DEVB (W) No. 6/2010</li> </ul>	<ul style="list-style-type: none"> <li>N/A</li> </ul>

Environmental Mitigation Implementation Schedule  
Contract No. HY/2014/20 (Yau Ma Tei West)

EIA Ref.	EM&A Log Ref.	Recommended Mitigation Measures	Objectives of the Recommended Measures & Main Concerns to address	Implementation Agent	Location / Timing	Implementation Stage	Requirements and/or standards to be achieved	Implementation Status
		as far as practicable and stored at designated stockpile area preventing them from delivering to crushing facilities. The crushing plant operator should also be reminded to set up measures to prevent unsuitable rock from ending up at concrete batching plants and be turned into concrete for structural use. Details regarding control measures at source site and crushing facilities should be submitted by the Contractor for the Engineer to review and agree. In addition, site records should also be kept for the types of rock materials excavated and the traceability of delivery will be ensured with the implementation of Trip Ticket System and enforced by site supervisory staff as stipulated under DEVB TC(W) No. 6/2010 for tracking of the correct delivery to the rock crushing facilities for processing into aggregates. Alternative disposal option for the reuse of volcanic rock and Aplite Dyke rock, etc. should be explored.	structural use					
S7.5.1	WM2	<u>Construction and Demolition Material</u> <ul style="list-style-type: none"> <li>• Maintain temporary stockpiles and reuse excavated fill material for backfilling and reinstatement;</li> <li>• Carry out on-site sorting;</li> <li>• Make provisions in the Contract documents to allow and promote the use of recycled aggregates where appropriate;</li> <li>• Adopt 'selective demolition' technique to demolish the existing structures and facilities with a view to recovering broken concrete effectively for recycling</li> </ul>	Good site practice to minimize the waste generation and recycle the C&D materials as far as practicable so as to reduce the amount for final	Contractor	All construction sites	Construction stage	<ul style="list-style-type: none"> <li>• Land (Miscellaneous Provisions) Ordinance</li> <li>• Waste Disposal Ordinance</li> <li>• ETWB TCW No. 19/2005</li> </ul>	<ul style="list-style-type: none"> <li>• Implemented</li> </ul>

Environmental Mitigation Implementation Schedule  
Contract No. HY/2014/20 (Yau Ma Tei West)

EIA Ref.	EM&A Log Ref.	Recommended Mitigation Measures	Objectives of the Recommended Measures & Main Concerns to address	Implementation Agent	Location / Timing	Implementation Stage	Requirements and/or standards to be achieved	Implementation Status
		<p>purpose, where possible;</p> <ul style="list-style-type: none"> <li>Implement a trip-ticket system for each works contract to ensure that the disposal of C&amp;D materials are properly documented and verified; and</li> <li>Implement an enhanced Waste Management Plan similar to ETWBTC (Works) No. 19/2005 – “Environmental Management on Construction Sites” to encourage on-site sorting of C&amp;D materials and to minimize their generation during the course of construction.</li> </ul>	disposal					
S7.5.1	WM3	<p><u>C&amp;D Waste</u></p> <ul style="list-style-type: none"> <li>Standard formwork or pre-fabrication should be used as far as practicable in order to minimize the arising of C&amp;D materials. The use of more durable formwork or plastic facing for the construction works should be considered. Use of wooden hoardings should not be used, as in other projects. Metal hoarding should be used to enhance the possibility of recycling. The purchasing of construction materials will be carefully planned in order to avoid over ordering and wastage;</li> <li>The Contractor should recycle as much of the C&amp;D materials as possible on-site. Public fill and C&amp;D waste should be segregated and stored in different containers or skips to enhance reuse or recycling of materials and their proper disposal. Where practicable, concrete and masonry can be crushed and used as fill. Steel reinforcement bar can be</li> </ul>	Good site practice to minimize the waste generation and recycle the C&D materials as far as practicable so as to reduce the amount for final disposal	Contractor	All construction sites	Construction stage	<ul style="list-style-type: none"> <li>Land (Miscellaneous Provisions) Ordinance</li> <li>Waste Disposal Ordinance</li> <li>ETWB TCW No. 19/2005</li> </ul>	<ul style="list-style-type: none"> <li>Implemented</li> </ul>



Environmental Mitigation Implementation Schedule  
Contract No. HY/2014/20 (Yau Ma Tei West)

EIA Ref.	EM&A Log Ref.	Recommended Mitigation Measures	Objectives of the Recommended Measures & Main Concerns to address	Implementation Agent	Location / Timing	Implementation Stage	Requirements and/ or standards to be achieved	Implementation Status
		used by scrap steel mills. Different areas of the sites should be considered for such segregation and storage.						
S7.5.1	WM5	<p><u>Land-based Sediment</u></p> <ul style="list-style-type: none"> <li>All construction plant and equipment shall be designed and maintained to minimize the risk of silt, sediments, contaminants or other pollutants being released into the water column or deposited in the locations other than designated location;</li> <li>All vessels shall be sized such that adequate draft is maintained between vessels and the sea bed at all states of the tide to ensure that undue turbidity is not generated by turbulence from vessel movement or propeller wash;</li> <li>Before moving the vessels which are used for transporting dredged material, excess material shall be cleaned from the decks and exposed fittings of vessels and the excess materials shall never be dumped into the sea except at the approved locations;</li> <li>Adequate freeboard shall be maintained on barges to ensure that decks are not washed by wave action.</li> <li>The Contractors shall monitor all vessels transporting material to ensure that no dumping outside the approved location takes place. The Contractor shall keep and produce logs and other records to demonstrate compliance and that journeys are consistent with designated locations</li> </ul>	To control pollution due to marine sediment	Contractor	Along CKR alignment	Construction stage	<ul style="list-style-type: none"> <li>ETWB TCW No. 34/2002</li> </ul>	<ul style="list-style-type: none"> <li>Implemented</li> </ul>

Environmental Mitigation Implementation Schedule  
Contract No. HY/2014/20 (Yau Ma Tei West)

EIA Ref.	EM&A Log Ref.	Recommended Mitigation Measures	Objectives of the Recommended Measures & Main Concerns to address	Implementation Agent	Location / Timing	Implementation Stage	Requirements and/or standards to be achieved	Implementation Status
		<p>and copies of such records shall be submitted to the engineers;</p> <ul style="list-style-type: none"> <li>• The Contractors shall comply with the conditions in the dumping licence.</li> <li>• All bottom dumping vessels (Hopper barges) shall be fitted with tight fittings seals to their bottom openings to prevent leakage of material;</li> <li>• The material shall be placed into the disposal pit by bottom dumping;</li> <li>• Contaminated marine mud shall be transported by spit barge of not less than 750m3 capacity and capable of rapid opening and discharge at the disposal site;</li> <li>• Discharge shall be undertaken rapidly and the hoppers shall be closed immediately. Material adhering to the sides of the hopper shall not be washed out of the hopper and the hopper shall remain closed until the barge returns to the disposal site.</li> <li>• For Type 3 special disposal treatment, sealing of contaminant with geosynthetic containment before dropping designated mud pit would be a possible arrangement. A geosynthetic containment method is a method whereby the sediments are sealed in geosynthetic containers and, the containers would be dropped into the designated contaminated mud pit where they would be covered by further mud disposal and later by the mud pit capping at the disposal site, thereby fulfilling the requirements for fully confined mud disposal.</li> </ul>						

Environmental Mitigation Implementation Schedule  
Contract No. HY/2014/20 (Yau Ma Tei West)

EIA Ref.	EM&A Log Ref.	Recommended Mitigation Measures	Objectives of the Recommended Measures & Main Concerns to address	Implementation Agent	Location / Timing	Implementation Stage	Requirements and/or standards to be achieved	Implementation Status
S7.5.1	WM6	<p><u>Chemical Waste</u></p> <ul style="list-style-type: none"> <li>Chemical waste that is produced, as defined by Schedule 1 of the Waste Disposal (Chemical Waste) (General) Regulation, should be handled in accordance with the Code of Practice on the Packaging, Labelling and Storage of Chemical Wastes;</li> <li>Containers used for the storage of chemical wastes should be suitable for the substance they are holding, resistant to corrosion, maintained in a good condition, and securely closed, have a capacity of less than 450 L unless the specification has been approved by EPD, and display a label in English and Chinese in accordance with instructions prescribed in Schedule 2 of the regulation;</li> <li>The storage area for chemical wastes should be clearly labelled and used solely for the storage of chemical waste, enclosed on at least 3 sides, have an impermeable floor and bunding of sufficient capacity to accommodate 110% of the volume of the largest container or 20% of the total volume of waste stored in that area, whichever is the greatest, have adequate ventilation, covered to prevent rainfall entering, and arranged so that incompatible materials are adequately separated;</li> <li>Disposal of chemical waste should be via a licensed waste collector, be to a facility licensed to receive chemical waste, such as the Chemical Waste Treatment Centre which also offers a chemical</li> </ul>	Control the chemical waste and ensure proper storage, handling and disposal	Contractor	All construction sites	Construction stage	<ul style="list-style-type: none"> <li>Waste Disposal (Chemical Waste) (General) Regulation</li> <li>Code of Practice on the Packaging, Labelling and Storage of Chemical Waste</li> </ul>	<ul style="list-style-type: none"> <li>Implemented, deficiency rectified after observation</li> </ul>

Environmental Mitigation Implementation Schedule  
Contract No. HY/2014/20 (Yau Ma Tei West)

EIA Ref.	EM&A Log Ref.	Recommended Mitigation Measures	Objectives of the Recommended Measures & Main Concerns to address	Implementation Agent	Location / Timing	Implementation Stage	Requirements and/ or standards to be achieved	Implementation Status
		waste collection service and can supply the necessary storage containers, or be to a reuser of the waste, under approval from EPD.						
S7.5.1	WM7	<u>General Refuse</u> <ul style="list-style-type: none"> <li>General refuse generated on-site should be stored in enclosed bins or compaction units separately from construction and chemical wastes;</li> <li>A reputable waste collector should be employed by the Contractor to remove general refuse from the site, separately from construction and chemical wastes, on a daily basis to minimize odour, pest and litter impacts. Burning of refuse on construction sites is prohibited by law.</li> <li>Aluminum cans are often recovered from the waste stream by individual collectors if they are segregated and made easily accessible. Separate labelled bins for their deposit should be provided if feasible;</li> <li>Office wastes can be reduced through the recycling of paper if volumes are large enough to warrant collection. Participation in a local collection scheme should be considered by the Contractor.</li> </ul>	Minimize production of the general refuse and avoid odour, pest and litter impacts	Contractor	All construction sites	Construction stage	<ul style="list-style-type: none"> <li>Waste Disposal Ordinance</li> </ul>	<ul style="list-style-type: none"> <li>Implemented</li> </ul>
Land Contamination								
S8.9 & Appendix 8.4	LC2	<u>Excavation of the Contaminated Soil</u> <ul style="list-style-type: none"> <li>Prior to commencement of the excavation works at the contamination zone, the zone should be clearly marked out on site and the surface levels recorded. Excavation of contaminated material should be undertaken using dedicated earth-moving plant.</li> </ul>	The contaminated soil will be excavated for on-site reuse	Contractor	PBH4	Prior to commencement of construction works within the contaminated area	<ul style="list-style-type: none"> <li>Practice Guide (PG) for Investigation and Remediation</li> </ul>	<ul style="list-style-type: none"> <li>Implemented</li> </ul>

Environmental Mitigation Implementation Schedule  
Contract No. HY/2014/20 (Yau Ma Tei West)

EIA Ref.	EM&A Log Ref.	Recommended Mitigation Measures	Objectives of the Recommended Measures & Main Concerns to address	Implementation Agent	Location / Timing	Implementation Stage	Requirements and/or standards to be achieved	Implementation Status					
		<ul style="list-style-type: none"> <li>The excavated contaminated soils would be stockpiled at designated area on site and covered by sheet to prevent dispersion of contamination during stockpiling.</li> <li>The Contractor should pay attention to the selection of suitable groundwater lowering schemes and discharge points if the groundwater table is higher than the contaminated soils during excavation. The Contractor should also obtain a valid Water Pollution Control Ordinance (WPCO) discharge licence from EPD where applicable.</li> </ul>					<ul style="list-style-type: none"> <li>of Contaminated Land</li> <li>Guidance Notes for Contaminated Land Assessment and Remediation</li> <li>Guidance Manual for Use of Risk-Based Remediation Goals (RBRGs) for Contaminated Land Management</li> </ul>						
S8.9 & Appendix 8.4	LC3	<ul style="list-style-type: none"> <li>Following completion of the excavation to the specified depth, at least one sample from the base of the excavation and four samples evenly distributed along the boundary of the excavation shall be taken for a closure assessment testing. The acceptance criterion is shown below:</li> </ul> <table border="1" data-bbox="376 1061 900 1184"> <thead> <tr> <th>Locations</th> <th>Testing requirement</th> <th>Acceptance Criteria</th> </tr> </thead> <tbody> <tr> <td>PBH4</td> <td>PCBs</td> <td>RBRGs (Public Park)</td> </tr> </tbody> </table> <ul style="list-style-type: none"> <li>If the results of analysis below the RBRGs (Public Park), no further excavation will be required.</li> </ul> <p>If the analysis indicates presence of contamination (i.e. noncompliance of the acceptance criteria), further excavation shall be carried out in 0.5m increment vertically and/or horizontally depending on</p>	Locations	Testing requirement	Acceptance Criteria	PBH4	PCBs	RBRGs (Public Park)					<ul style="list-style-type: none"> <li>Implemented</li> </ul>
Locations	Testing requirement	Acceptance Criteria											
PBH4	PCBs	RBRGs (Public Park)											

Environmental Mitigation Implementation Schedule  
Contract No. HY/2014/20 (Yau Ma Tei West)

EIA Ref.	EM&A Log Ref.	Recommended Mitigation Measures	Objectives of the Recommended Measures & Main Concerns to address	Implementation Agent	Location / Timing	Implementation Stage	Requirements and/ or standards to be achieved	Implementation Status
		the location(s) of the sample(s) which has exceeded the acceptance criteria. Further sampling shall also be conducted for compliance testing. The process of excavation, sampling and compliance testing should continue until all contaminated materials are removed and should be supervised by a Land Contamination Specialist.						
Appendix 8.4	LC4	<ul style="list-style-type: none"> <li>A Remediation Report (RR) to demonstrate adequate clean-up shall be prepared and submitted to EPD for endorsement prior to the commencement of any construction/development works within the sites. No construction/development works shall be carried out prior to the endorsement of the RR by EPD.</li> </ul>						<ul style="list-style-type: none"> <li>Implemented</li> </ul>
Hazard to Life								
S9.18	H8	The driver and his assistant should be physically healthy, experienced and have good safe driving records. The driver should hold a proper driving licence for the approved transport truck. Dedicated training programme and regular road safety briefing sessions/ workshops should be provided to enhance their safe driving attitude and practice. Smoking should be strictly prohibited.	To reduce the risk during explosives transport	Contractor	Works areas at which explosives would be used	Construction stage	-	<ul style="list-style-type: none"> <li>N/A</li> </ul>
S9.18	H9	Emergency response plans in case of road accident should be prepared and implemented. The driver and his assistant should be familiar with the emergency procedures including evacuation, and proper communication/ fire-fighting equipment should be provided to the driver and his assistant.	To reduce the risk during explosives transport	Contractor	Works areas at which explosives would be used	Construction stage	-	<ul style="list-style-type: none"> <li>N/A</li> </ul>

Environmental Mitigation Implementation Schedule  
Contract No. HY/2014/20 (Yau Ma Tei West)

EIA Ref.	EM&A Log Ref.	Recommended Mitigation Measures	Objectives of the Recommended Measures & Main Concerns to address	Implementation Agent	Location / Timing	Implementation Stage	Requirements and/ or standards to be achieved	Implementation Status
Landscape & Visual								
S10.10.1 Table 10.11	LV3	<u>Good Site Management</u> <ul style="list-style-type: none"> <li>Large temporary stockpiles of excavated material shall be covered with unobtrusive sheeting to prevent dust and dirt spreading to adjacent landscape areas and vegetation, and to create a neat and tidy visual appearance.</li> <li>Construction plant and building material shall be orderly and carefully stored in order to create a neat and tidy visual appearance.</li> </ul>	Minimize visual impact	Contractor	Within Project site	Construction stage	-	<ul style="list-style-type: none"> <li>Implemented</li> </ul>
S10.10.1 Table 10.11	LV4	<u>Screen Hoarding</u> <ul style="list-style-type: none"> <li>Decorative screen hoarding should be erected to screen the public from the construction area. It should be designed to be compatible with the existing urban context.</li> </ul>	Minimize visual impact	Contractor	Within Project site	Construction stage	-	<ul style="list-style-type: none"> <li>Implemented</li> </ul>
S10.10.1 Table 10.11	LV5	<u>Lighting Control during Construction</u> <ul style="list-style-type: none"> <li>All lighting in the construction site shall be carefully controlled to minimize light pollution and night-time glare to nearby residencies and GIC. The Contractor shall consider other security measures, which shall minimize the visual impacts.</li> </ul>	Minimize visual impact	Contractor	Within Project site	Construction stage	-	<ul style="list-style-type: none"> <li>N/A</li> </ul>
S10.10.1 Table 10.11	LV6	<u>Erosion Control</u> <ul style="list-style-type: none"> <li>The potential for soil erosion shall be reduced by minimizing the extent of vegetation disturbance on site and by providing a protective cover over newly exposed soil.</li> </ul>	Minimize landscape impact	Contractor	Within Project site	Construction stage	-	<ul style="list-style-type: none"> <li>N/A</li> </ul>

Environmental Mitigation Implementation Schedule  
Contract No. HY/2014/20 (Yau Ma Tei West)

EIA Ref.	EM&A Log Ref.	Recommended Mitigation Measures	Objectives of the Recommended Measures & Main Concerns to address	Implementation Agent	Location / Timing	Implementation Stage	Requirements and/or standards to be achieved	Implementation Status
S10.10.1 Table 10.11	LV7	<u>Tree Protection &amp; Preservation</u> <ul style="list-style-type: none"> <li>Carefully protected during construction. Tree protection measures will be detailed at the Tree Removal Application stage and plans submitted to the relevant Government Department for approval in due course in accordance with ETWB TC no. 3/2006.</li> </ul>	Minimize landscape and visual impact	Contractor	Within Project site	Construction stage	<ul style="list-style-type: none"> <li>'Guidelines for Tree Risk Management and Assessment Arrangement on an Area Basis and on a Tree Basis', Greening, Landscape and Tree Management (GLTM) Section, DEVB</li> <li>Latest recommended horticultural practices from GLTM Section, DEVB</li> </ul>	<ul style="list-style-type: none"> <li>Implemented</li> </ul>
S10.10.1 Table 10.11	LV8	<u>Tree Transplantation</u> <ul style="list-style-type: none"> <li>For trees unavoidably affected by the Project that have to be removed, where practical transplantation will be chosen as the top priority method of removal. If this is not possible or practical compensatory planting will be provided</li> </ul>	Minimize landscape and visual impact	Contractor	Within Project site and designated off-site locations	Prior to Construction stage	<ul style="list-style-type: none"> <li>ETWB TCW 3/2006</li> <li>Latest recommended horticultural</li> </ul>	<ul style="list-style-type: none"> <li>Implemented</li> </ul>



Environmental Mitigation Implementation Schedule  
Contract No. HY/2014/20 (Yau Ma Tei West)

EIA Ref.	EM&A Log Ref.	Recommended Mitigation Measures	Objectives of the Recommended Measures & Main Concerns to address	Implementation Agent	Location / Timing	Implementation Stage	Requirements and/or standards to be achieved	Implementation Status
		for trees unavoidably felled (See LV10). For trees unavoidably affected by the Project works that are transplanted, transplantation must be carried out in accordance with ETWB TCW 2/2004 and 3/2006.					practices from Greening, Landscape and Tree Management (GLTM) Section, DEVB • ETWB TCW 2/2004	
S10.10.1 Table 10.11	LV9	<p><u>Compensatory Planting</u></p> <ul style="list-style-type: none"> <li>For trees unavoidably affected by the Project that have to be removed, where practical transportation will be chosen as the top priority method of removal but if this is not possible or practical compensatory planting will be provided for trees unavoidably felled. All felled trees shall be compensated for by planting trees to the satisfaction of relevant Government projects. Required numbers and locations of compensatory trees shall be determined and agreed separately with Government during the Tree Felling Application process under ETWBTC 3/2006.</li> <li>Compensatory tree planting may be incorporated into public open spaces and along roadside amenity areas affected by the construction works and therefore be part of the bigger wider planting plans. Onsite compensation planting is preferred but if necessary, additional receptor sites outside</li> </ul>	Minimize visual impact and also enhance landscape	Contractor	Within Project site	Construction stage	<ul style="list-style-type: none"> <li>ETWB TCW 3/2006</li> <li>Latest recommended horticultural practices from Greening, Landscape and Tree Management (GLTM) Section, DEVB</li> <li>ETWB TCW 2/2004</li> </ul>	• Implemented

Environmental Mitigation Implementation Schedule  
Contract No. HY/2014/20 (Yau Ma Tei West)

EIA Ref.	EM&A Log Ref.	Recommended Mitigation Measures	Objectives of the Recommended Measures & Main Concerns to address	Implementation Agent	Location / Timing	Implementation Stage	Requirements and/or standards to be achieved	Implementation Status
		the Works Area shall be agreed separately with Government during the Tree Felling Application process.						
Cultural Heritage Impact (Construction Phase)								
S11.4.4	CH1	The contractor should be alerted during the construction on the possibility of locating archaeological remains and as a precautionary measure, AMO shall be informed immediately in case of discovery of antiquities or supposed antiquities in the subject sites.	To preserve any cultural heritage items which may be removed and damaged by the excavation	Contractor	During construction works for cut and cover tunnels	Construction stage	<ul style="list-style-type: none"> <li>• AMOs requirements</li> </ul>	<ul style="list-style-type: none"> <li>• N/A</li> </ul>
EM&A Project								
S13.2	EM1	An Independent Environmental Checker needs to be employed as per the EM&A Manual	Control EM&A Performance	Highways Department	All construction sites	Construction stage	<ul style="list-style-type: none"> <li>• EIAO Guidance Note No. 4/2010</li> <li>• TM-EIAO</li> </ul>	<ul style="list-style-type: none"> <li>• Implemented</li> </ul>
S13.2-13.4	EM2	<ul style="list-style-type: none"> <li>• An Environmental Team needs to be employed as per the EM&amp;A Manual;</li> <li>• Prepare a systematic Environmental Management Plan to ensure effective implementation of the mitigation measures;</li> <li>• An environmental impact monitoring needs to be implemented by the Environmental Team to ensure all the requirements given in the EM&amp;A Manual are fully complied with.</li> </ul>	Perform environmental monitoring & auditing	Highways Department/ Contractor	All construction sites	Construction stage	<ul style="list-style-type: none"> <li>• EIAO Guidance Note No. 4/2010</li> <li>• TM-EIAO</li> </ul>	<ul style="list-style-type: none"> <li>• Implemented</li> </ul>

# Appendix G

## Monitoring Schedule of the Reporting Month

Impact Monitoring Schedule for YMTW						
Jan-22						
Sun	Mon	Tue	Wed	Thur	Fri	Sat
						1
2	3	4 Impact Air monitoring for W-A6 & W-A1 Noise monitoring for W-N1A, W-P11, W-N18 & W-N25A	5	6	7	8
9	10 Impact Air monitoring for W-A6 & W-A1 Noise monitoring for W-N1A, W-P11, W-N18 & W-N25A	11	12 Impact 24-hour air monitoring for W-A6	13	14	15 Impact Air monitoring for W-A6 & W-A1 Noise monitoring for W-N1A, W-P11, W-N18 & W-N25A
16	17	18	19	20	21 Impact Air monitoring for W-A6 & W-A1 Noise monitoring for W-N1A, W-P11, W-N18 & W-N25A	22
23	24	25	26	27 Impact Air monitoring for W-A6 & W-A1 Noise monitoring for W-N1A, W-P11, W-N18 & W-N25A	28	29
30	31 Impact Air monitoring for W-A6 & W-A1 Noise monitoring for W-N1A, W-P11, W-N18 & W-N25A					

Remark: Due to the electricity supply failure for the high volume sampler (HVS) on 10 January 2022 at Man Cheong Building (W-A6), 24-hour TSP result was voided. Inspection and repair works for the electricity supply were conducted by the Contractor on 11 January 2022. Additional monitoring for 24-hour TSP at W-A6 was arranged on 12 January 2022. The result was valid and used as a substitute for the voided monitoring result on 10 January 2022.

# Appendix H

## Calibration Certificates

### (Air Monitoring)



Website: www.acuityhk.com  
Unit C, 11/F, Ford Glory Plaza,  
Nos. 37-39 Wing Hing Street,  
Cheung Sha Wan, Kowloon.  
Tel.: (852) 2698 6855  
Fax.: (852) 2698 9585

### Sibata LD-5R K-Factor Verification Test by Total Suspended Particulates HVS Test Report

Verification Test Date: 12-Sep-21 to 19-Sep-21  
Next Verification Test Date: 20-Sep-22  
Unit-under-Test- Model No. Sibata LD-5R  
Unit-under-Test Serial No. 992821  
Our Report Reference No. RPT-21-HVS-0012

Standard Equipment Information			
Verification Equipment Type	Tisch's TSP HVS	Tish HVS Calibrator	
Standard Equipment Model No.	TE-5170X	TE-5028	
Equipment serial no.	MFC 1049	1050	
Last Calibration Date	4-Sep-21	24-Sep-20	
Next Calibration Date	4-Nov-21	24-Sep-21	

Verification Test No.	Date	Time			K-Factor K-Factor (K=C/R)	Counts/ Minute (R) x-axis	Total Counts (TC)	TSP Sample ID No.	Dust Concentration (ug/m3), (C) y axis
		Start-time	End-time	Elapsed Time (in min)					
1	12/9/2021	4012.12	4014.84	163.20	0.00115	85.67	13981	R211363/1	98
2	12/9/2021	4014.84	4018.16	199.20	0.00125	93.00	18526	R211363/2	116
3	12/9/2021	4018.16	4021.16	180.00	0.00101	89.00	16020	R211363/3	89
4	19/9/2021	4046.44	4049.65	192.60	0.00040	63.67	12262	R211364/1	26
5	19/9/2021	4049.65	4052.95	198.00	0.00041	65.33	12936	R211364/2	27
6	19/9/2021	4052.95	4055.56	156.60	0.00066	59.33	9291.6	R211364/3	39

K-Factor to be inputted in LD-5R (corrected 1 decimal point): **0.8**

By Linear Regression of y on x:

slope, mh= 2.5858

intercept, ch= -130.6851

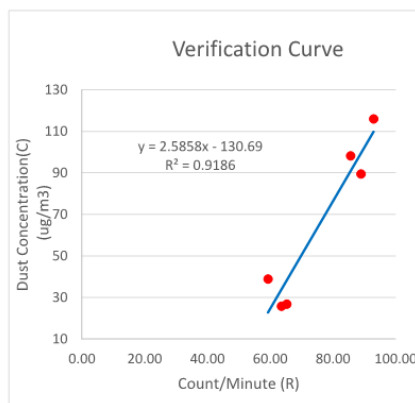
\*Correlation Coefficient, R= 0.9584

Verification Test Result: Strong Correlation, Results were accepted.

\* If the Correlation Coefficient, R is <0.5. Checking and Re-verification are required.

Verified By:   
Technical Manager

Date: 09-10-2021





Website: [www.acuityhk.com](http://www.acuityhk.com)  
 Unit C, 11/F, Ford Glory Plaza,  
 Nos. 57-59 Wing Hong Street,  
 Cheung Sha Wan, Kowloon.  
 Tel.: (852) 2695 6833  
 Fax.: (852) 2695 9585

### Sibata LD-5R K-Factor Verification Test by Total Suspended Particulates HVS Test Report

Verification Test Date: 27-Jun-21 to 1-Jul-21  
 Next Verification Test Date: 1-Jul-22  
 Unit-under-Test- Model No. Sibata LD-5R  
 Unit-under-Test Serial No. 851819  
 Our Report Reference No. RPT-21-HVS-0006

Standard Equipment Information		
Verification Equipment Type	Tisch's TSP HVS	Tish HVS Calibrator
Standard Equipment Model No.	TE-5170X	TE-5028
Equipment serial no.	MFC 1049	1050
Last Calibration Date	17-Jun-21	24-Sep-20
Next Calibration Date	17-Aug-21	24-Sep-21

Verification Test No.	Date	Time			K-Factor K-Factor (K=C/R)	Counts/Minute (R) x-axis	Total Counts (TC)	TSP Sample ID No.	Dust Concentration (ug/m3), (C) y axis
		Start-time	End-time	Elapsed Time (in min)					
1	27/6/2021	1254.37	1257.37	180.00	0.00118	28.33	5100	R210872/1	33.33
2	27/6/2021	1258.44	1261.44	180.00	0.00105	56.33	10140	R210872/2	59.26
3	27/6/2021	1262.31	1265.31	180.00	0.00127	7.67	1380	R210872/3	9.72
4	1/7/2021	1265.84	1268.84	180.00	0.00098	74.67	13440	R210887/1	73.15
5	1/7/2021	1269.10	1272.10	180.00	0.00095	14.67	2640	R210887/2	13.89
6	1/7/2021	1272.50	1275.50	180.00	0.00093	26.00	4680	R210887/3	24.07
					0.00106				

K-Factor to be inputted in LD-5R (corrected 1 decimal point): 1.1

By Linear Regression of y on x:

slope, mh= 0.9843

intercept, ch= 1.5024

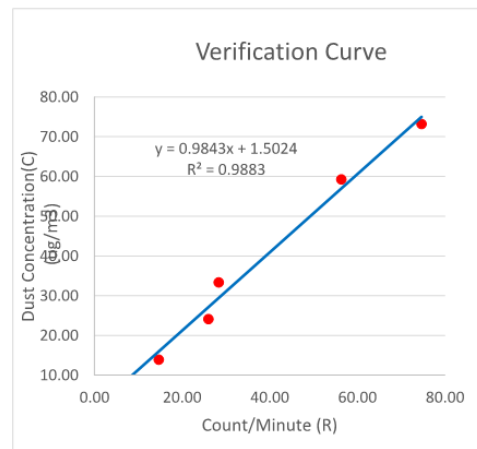
\*Correlation Coefficient, R= 0.9941

Verification Test Result: Strong Correlation, Results were accepted.

\* If the Correlation Coefficient, R is <0.5. Checking and Re-verification are required.

Verified By:   
 Technical Manager

Date: 20-07-2021





<b>RECALIBRATION DUE DATE:</b>
<b>August 3, 2022</b>

# Certificate of Calibration

Calibration Certification Information			
Cal. Date: August 3, 2021	Rootsmer S/N: 438320	Ta: 295 °K	
Operator: Jim Tisch		Pa: 750.57 mm Hg	
Calibration Model #: TE-5028A	Calibrator S/N: 3702		

Run	Vol. Init (m3)	Vol. Final (m3)	ΔVol. (m3)	ΔTime (min)	ΔP (mm Hg)	ΔH (in H2O)
1	1	2	1	1.3170	4.1	1.50
2	3	4	1	1.0350	6.7	2.50
3	5	6	1	0.9420	8.0	3.00
4	7	8	1	0.8650	9.3	3.50
5	9	10	1	0.6540	16.2	6.00

Data Tabulation					
Vstd (m3)	Qstd (x-axis)	$\sqrt{\Delta H \left( \frac{Pa}{Pstd} \right) \left( \frac{Tstd}{Ta} \right)}$ (y-axis)	Va	Qa (x-axis)	$\sqrt{\Delta H \left( \frac{Ta}{Pa} \right)}$ (y-axis)
0.9922	0.7534	1.2233	0.9945	0.7552	0.7678
0.9887	0.9553	1.5793	0.9911	0.9576	0.9913
0.9870	1.0478	1.7300	0.9893	1.0503	1.0859
0.9853	1.1390	1.8686	0.9876	1.1417	1.1729
0.9761	1.4925	2.4466	0.9784	1.4960	1.5356
<b>QSTD</b>	m=	1.64554	<b>QA</b>	m=	1.03041
	b=	-0.00368		b=	-0.00231
	r=	0.99975		r=	0.99975

Calculations	
Vstd = $\Delta Vol \left( \frac{Pa - \Delta P}{Pstd} \right) \left( \frac{Tstd}{Ta} \right)$	Va = $\Delta Vol \left( \frac{Pa - \Delta P}{Pa} \right)$
Qstd = $Vstd / \Delta Time$	Qa = $Va / \Delta Time$
For subsequent flow rate calculations:	
Qstd = $1/m \left( \left( \sqrt{\Delta H \left( \frac{Pa}{Pstd} \right) \left( \frac{Tstd}{Ta} \right)} \right) - b \right)$	Qa = $1/m \left( \left( \sqrt{\Delta H \left( \frac{Ta}{Pa} \right)} \right) - b \right)$

Standard Conditions	
Tstd:	298.15 °K
Pstd:	760 mm Hg
Key	
ΔH:	calibrator manometer reading (in H2O)
ΔP:	rootsmer manometer reading (mm Hg)
Ta:	actual absolute temperature (°K)
Pa:	actual barometric pressure (mm Hg)
b:	intercept
m:	slope

RECALIBRATION
US EPA recommends annual recalibration per 1998 40 Code of Federal Regulations Part 50 to 51, Appendix B to Part 50, Reference Method for the Determination of Suspended Particulate Matter in the Atmosphere, 9.2.17, page 30.

Tisch Environmental, Inc.  
 145 South Miami Avenue  
 Village of Cleves, OH 45002

www.tisch-env.com  
 TOLL FREE: (877)263-7610  
 FAX: (513)467-9009



**InnoTech** Instrumentation Co. Ltd.

創新科儀有限公司

**HIVOL SAMPLER CALIBRATION DATA SHEET (TSP)**

Site Information

Location:	YMT Catholic Primary School	Site ID:	W-A1	Date:	3-Jan-2022
Serial No:	1084	Model:	TE-5170X	Operator:	Tim

Ambient Condition

Corrected Pressure (mm Hg):	765.9	Temperature (deg K):	291.3
-----------------------------	-------	----------------------	-------

Calibration Orifice

Model:	TE-5028A	Slope:	1.03041
Serial No.:	3702	Intercept:	-0.00231
Calibration Due Date:	3-Aug-22	Corr. Coeff:	0.99975

Calibration Data

Plate or Test #	In,H2O (in)	Qa, X-Axis (m3/min)	I, CFM (chart)	IC, Y-Axis (corrected)
1	1.33	1.139	39.2	39.80
2	2.47	1.551	40.7	41.32
3	3.20	1.765	41.4	42.04
4	3.54	1.856	41.7	42.34
5	4.18	2.017	42.3	42.95

Sampler Calibration Relationship (Qa on x-axis, IC on y-axis)

m= 3.5565      b= 35.7670      Corr. Coeff= 0.9997  
 Sampler set point(SSP) 39 CFM

Calculations

$Q_{std} = 1/m[\sqrt{(H_2O(P_a/P_{std})(T_{std}/T_a))} - b]$   
 $IC = I[\sqrt{(P_a/P_{std})(T_{std}/T_a)}]$

- m = sampler slope
- b = sampler intercept
- I = chart response
- Tav = average temperature
- Pav = average pressure

Qstd = standard flow rate  
 IC = corrected chart response  
 I = actual chart response  
 m = calibrator Qstd slope  
 b = calibrator Qstd intercept  
 Ta = actual temperature during calibration (deg K)  
 Pa = actual pressure during calibration (mm Hg)  
 Tstd = 298 deg K  
 Pstd = 760 mm Hg  
 For subsequent calculation of sampler flow:  
 $(1.21 * m + b) / [\sqrt{(298/Tav)(Pav/760)}]$

Checked by: Tim      Date: 3-Jan-22

**InnoTech** Instrumentation Co. Ltd.  
 創新科儀有限公司

**HIVOL SAMPLER CALIBRATION DATA SHEET (TSP)**

**Site Information**

Location: YMT Catholic Primary School	Site ID: W-A1	Date: 20-Jan-2022
Serial No: 1084	Model: TE-5170X	Operator: Tim

**Ambient Condition**

Corrected Pressure (mm Hg):	763.9	Temperature (deg K):	290.6
-----------------------------	-------	----------------------	-------

**Calibration Orifice**

Model:	TE-5028A	Slope:	1.03041
Serial No.:	3702	Intercept:	-0.00231
Calibration Due Date:	3-Aug-22	Corr. Coeff:	0.99975

**Calibration Data**

Plate or Test #	In,H2O (in)	Qa, X-Axis (m3/min)	I, CFM (chart)	IC, Y-Axis (corrected)
1	1.21	1.086	39.2	39.80
2	2.36	1.516	40.5	41.12
3	3.41	1.822	41.4	42.03
4	3.87	1.941	41.8	42.44
5	4.36	2.060	42.1	42.74

**Sampler Calibration Relationship (Qa on x-axis, IC on y-axis)**

$$m = \frac{3.0440}{\text{Sampler set point(SSP)}} \quad b = \frac{36.4969}{40 \text{ CFM}} \quad \text{Corr. Coeff} = 0.9998$$

**Calculations**

$Q_{std} = 1/m[\sqrt{(H_2O(P_a/P_{std})(T_{std}/T_a))} - b]$   
 $IC = I[\sqrt{(P_a/P_{std})(T_{std}/T_a)}]$   
 Qstd = standard flow rate  
 IC = corrected chart response  
 I = actual chart response  
 m = calibrator Qstd slope  
 b = calibrator Qstd intercept  
 Ta = actual temperature during calibration (deg K)  
 Pa = actual pressure during calibration (mm Hg)  
 Tstd = 298 deg K  
 Pstd = 760 mm Hg  
 For subsequent calculation of sampler flow:  
 $(1.21 * m + b) / [\sqrt{(298/Tav)(Pav/760)}]$

m = sampler slope  
 b = sampler intercept  
 I = chart response  
 Tav = average temperature  
 Pav = average pressure

Checked by: Tim Date: 20-Jan-22

**InnoTech** Instrumentation Co. Ltd.

創新科儀有限公司

**HIVOL SAMPLER CALIBRATION DATA SHEET (TSP)**

Site Information

Location:	Man Cheong Building	Site ID:	W-A6	Date:	03-Jan-2022
Serial No:	1050	Model:	TE-5170X	Operator:	Tim

Ambient Condition

Corrected Pressure (mm Hg):	765.9	Temperature (deg K):	291.3
-----------------------------	-------	----------------------	-------

Calibration Orifice

Model:	TE-5028A	Slope:	1.03041
Serial No.:	3702	Intercept:	-0.00231
Calibration Due Date:	3-Aug-22	Corr. Coeff:	0.99975

Calibration Data

Plate or Test #	In,H2O (in)	Qa, X-Axis (m3/min)	I, CFM (chart)	IC, Y-Axis (corrected)
1	1.08	1.026	39.3	39.90
2	1.71	1.291	39.8	40.41
3	1.83	1.335	39.9	40.51
4	2.84	1.663	40.5	41.12
5	4.33	2.053	41.3	41.93

Sampler Calibration Relationship (Qa on x-axis, IC on y-axis)

m=	<u>1.9711</u>	b=	<u>37.8721</u>	Corr. Coeff=	<u>0.9998</u>
	Sampler set point(SSP)		40 CFM		

Calculations

$$Q_{std} = 1/m[\sqrt{(H_2O(P_a/P_{std})(T_{std}/T_a))} - b]$$

$$IC = I[\sqrt{(P_a/P_{std})(T_{std}/T_a)}]$$

- m = sampler slope
- b = sampler intercept
- I = chart response
- T<sub>av</sub> = average temperature
- P<sub>av</sub> = average pressure

Q<sub>std</sub> = standard flow rate  
 IC = corrected chart response  
 I = actual chart response  
 m = calibrator Q<sub>std</sub> slope  
 b = calibrator Q<sub>std</sub> intercept  
 T<sub>a</sub> = actual temperature during calibration (deg K)  
 P<sub>a</sub> = actual pressure during calibration (mm Hg)  
 T<sub>std</sub> = 298 deg K  
 P<sub>std</sub> = 760 mm Hg  
 For subsequent calculation of sampler flow:  
 $(1.21 * m + b) / [\sqrt{(298/T_{av})(P_{av}/760)}]$

Checked by: Tim

Date: 3-Jan-22

**InnoTech Instrumentation Co. Ltd.**

創新科儀有限公司

**HIVOL SAMPLER CALIBRATION DATA SHEET (TSP)**

**Site Information**

Location: Man Cheong Building	Site ID: W-A6	Date: 20-Jan-2022
Serial No: 1050	Model: TE-5170X	Operator: Tim

**Ambient Condition**

Corrected Pressure (mm Hg):	763.9	Temperature (deg K):	290.6
-----------------------------	-------	----------------------	-------

**Calibration Orifice**

Model:	TE-5028A	Slope:	1.03041
Serial No.:	3702	Intercept:	-0.00231
Calibration Due Date:	3-Aug-22	Corr. Coeff:	0.99975

**Calibration Data**

Plate or Test #	In, H <sub>2</sub> O (in)	Q <sub>a</sub> , X-Axis (m <sup>3</sup> /min)	I, CFM (chart)	IC, Y-Axis (corrected)
1	1.24	1.099	38.4	38.99
2	2.30	1.496	40.1	40.71
3	2.41	1.532	40.2	40.81
4	3.15	1.751	41.1	41.73
5	4.01	1.975	41.9	42.54

**Sampler Calibration Relationship (Q<sub>a</sub> on x-axis, IC on y-axis)**

m=	4.0717	b=	34.5593	Corr. Coeff=	0.9992
	Sampler set point(SSP)		39 CFM		

**Calculations**

Qstd = 1/m[Sqrt(H<sub>2</sub>O(Pa/Pstd)(Tstd/Ta))-b]  
IC = I[Sqrt(Pa/Pstd)(Tstd/Ta)]

Qstd = standard flow rate  
IC = corrected chart response  
I = actual chart response  
m = calibrator Qstd slope  
b = calibrator Qstd intercept

Ta = actual temperature during calibration (deg K)  
Pa = actual pressure during calibration (mm Hg)  
Tstd = 298 deg K  
Pstd = 760 mm Hg

For subsequent calculation of sampler flow:  
(1.21\*m+b)/[sqrt(298/Tav)(Pav/760)]

m = sampler slope  
b = sampler intercept  
I = chart response  
Tav = average temperature  
Pav = average pressure

Checked by: Tim

Date: 20-Jan-22

# Appendix I

## Calibration Certificates (Noise)



Acoustics and Air Testing Laboratory Co. Ltd. 聲學及空氣測試實驗室有限公司

# Certificate of Calibration

for

**Description:** Sound Level Meter  
**Manufacturer:** NTi Audio  
**Type No.:** XL2 (Serial No.: A2A-13661-E0)  
**Microphone:** ACO 7052 (Serial No.: 73912)  
**Preamplifier:** NTi Audio MA220 (M2211) (Serial No.:5735)

Submitted by:

**Customer:** Acuity Sustainability Consulting Limited  
**Address:** Unit C, 11/F, Ford Glory Plaza, No. 37-39 Wing Hong Street, Cheung Sha Wan, Kowloon

Upon receipt for calibration, the instrument was found to be:

- Within (31.5 Hz - 8k Hz)  
 Outside

the allowable tolerance.


The test equipment used for calibration are traceable to National Standards via:

- The Government of The Hong Kong Special Administrative Region Standard & Calibration Laboratory

Date of receipt: 17 September 2021

Date of calibration: 23 September 2021

Calibrated by:   
Calibration Technician

Certified by:   
Mr. Ng Yan Wa  
Laboratory Manager

Date of issue: 23 September 2021

Certificate No.: APJ21-085 CC001



Page 1 of 4



**1. Calibration Precaution:**

- The unit-under-test (UUT) was allowed to stabilize in the laboratory for over 24 hours, and switched on to warm up for over 10 minutes before the commencement of the test.
- The results presented are the mean of 3 measurements at each calibration point.

**2. Calibration Conditions:**

Air Temperature: 24.0°C  
 Air Pressure: 1001 hPa  
 Relative Humidity: 55.7%

**3. Calibration Equipment:**

	Type	Serial No.	Calibration Report Number	Traceable to
Multifunction Calibrator	B&K 4226	2288467	AV200041	HOKI S

**4. Calibration Results**

Sound Pressure Level

Reference Sound Pressure Level

Setting of Unit-under-test (UUT)				Applied value		UUT Reading	IEC 61672 Class 1
Range, dB	Freq. Weighting	Time Weighting	Level, dB	Frequency, Hz	dB	Specification, dB	
30-130	dBA SPL	Fast	94	1000	94.0	±0.4	

Linearity

Setting of Unit-under-test (UUT)				Applied value		UUT Reading	IEC 61672 Class 1
Range, dB	Freq. Weighting	Time Weighting	Level, dB	Frequency, Hz	dB	Specification, dB	
30-130	dBA SPL	Fast	94	1000	94.0	Ref	
			104		104.0	±0.3	
			114		114.0	±0.3	

Time Weighting

Setting of Unit-under-test (UUT)				Applied value		UUT Reading	IEC 61672 Class 1
Range, dB	Freq. Weighting	Time Weighting	Level, dB	Frequency, Hz	dB	Specification, dB	
30-130	dBA SPL	Fast	94	1000	94.0	Ref	
		Slow			94.0	±0.3	

Certificate No.: APJ21-085/CC001



Page 2 of 4

Room 422, Leader Industrial Centre, 57-59 Au Pui Wan Street, Fo Tan, Shatin, N.T., Hong Kong  
 Tel: (852) 2668 3423 Fax: (852) 2668 6946  
 Homepage: <http://www.aa-lab.com> E-mail: [inquiry@aa-lab.com](mailto:inquiry@aa-lab.com)



Frequency Response

Linear Response

Setting of Unit-under-test (UUT)				Applied value		UUT Reading	IEC 61672 Class 1
Range, dB	Freq. Weighting	Time Weighting	Level, dB	Frequency, Hz	dB	Specification, dB	
30-130	dB	SPL	94	31.5	94.1	±2.0	
				63	94.1	±1.5	
				125	94.1	±1.5	
				250	94.0	±1.4	
				500	94.0	±1.4	
				1000	94.0	Ref	
				2000	94.3	±1.6	
				4000	95.1	±1.6	
			8000	94.3	+2.1; -3.1		

A-weighting

Setting of Unit-under-test (UUT)				Applied value		UUT Reading	IEC 61672 Class 1
Range, dB	Freq. Weighting	Time Weighting	Level, dB	Frequency, Hz	dB	Specification, dB	
30-130	dBA	SPL	94	31.5	59.7	-39.4±2.0	
				63	67.9	-26.2±1.5	
				125	73.0	-16.1±1.5	
				250	85.4	-8.6±1.4	
				500	90.8	-3.2±1.4	
				1000	94.0	Ref	
				2000	95.5	+1.2±1.6	
				4000	96.1	+1.0±1.6	
			8000	93.9	-1.1±2.1; -3.1		

C-weighting

Setting of Unit-under-test (UUT)				Applied value		UUT Reading	IEC 61672 Class 1
Range, dB	Freq. Weighting	Time Weighting	Level, dB	Frequency, Hz	dB	Specification, dB	
30-130	dBC	SPL	94	31.5	91.1	-3.0±2.0	
				63	93.3	-0.8±1.5	
				125	93.9	-0.2±1.5	
				250	94.0	-0.0±1.4	
				500	94.0	-0.0±1.4	
				1000	94.0	Ref	
				2000	94.2	-0.2±1.6	
				4000	94.3	-0.8±1.6	
			8000	91.3	-3.0±2.1; -3.1		

Certificate No.: APJ21-085-CC001



Page 3 of 4

Room 422, Leader Industrial Centre, 57-59 Au Pui Wan Street, Fo Tan, Shatin, N.T., Hong Kong  
 Tel: (852) 2668 3423 Fax: (852) 2668 6946  
 Homepage: <http://www.aa-lab.com> E-mail: [inquiry@aa-lab.com](mailto:inquiry@aa-lab.com)



### 5. Calibration Results Applied

The results apply to the particular unit-under-test only. All calibration points are within manufacture's specification as IEC 61672 Class 1.

Uncertainties of Applied Value:

94 dB	31.5 Hz	± 0.05
	63 Hz	± 0.05
	125 Hz	± 0.05
	250 Hz	± 0.05
	500 Hz	± 0.05
	1000 Hz	± 0.05
	2000 Hz	± 0.05
	4000 Hz	± 0.05
	8000 Hz	± 0.10
104 dB	1000 Hz	± 0.05
114 dB	1000 Hz	± 0.05

The uncertainties are evaluated for a 95% confidence level.

**Note:**

The values given in this certification only related to the values measured at the time of the calibration and any uncertainties quoted will not allow for the equipment long-term drift, variations with environmental changes, vibration and shock during transportation, overloading, mis-handling, or the capability of any other laboratory to repeat the calibration. (A+A)\*L shall not be liable for any loss or damage resulting from the use of the equipment.

Certificate No.: AP/21-08/CC001



Page 4 of 4

# Certificate of Calibration

for

**Description:** Sound Level Meter  
**Manufacturer:** RION  
**Type No.:** NL-31 (Serial No.: 00303811)  
**Microphone:** RION MC-53A (Serial No.:322686)  
**Preamplifier:** RION NH-21 (Serial No.:32330)

**Submitted by:**

**Customer:** Acuity Sustainability Consulting Limited  
**Address:** Unit 1908 Nos. 301-305 Castle Peak Road,  
Kwai Chung, N.T.

Upon receipt for calibration, the instrument was found to be:

- Within  
 Outside

the allowable tolerance.

The test equipment used for calibration are traceable to National Standards via:

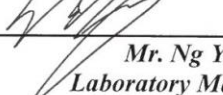
- The Government of The Hong Kong Special Administrative Region Standard & Calibration Laboratory

**Date of receipt:** 23 April 2021

**Date of calibration:** 27 April 2021

Calibrated by:   
Calibration Technician

Date of issue: 27 April 2021

Certified by:   
Mr. Ng Yan Wa  
Laboratory Manager

Certificate No.: AP/21-012-CC001



Page 1 of 4



**1. Calibration Precaution:**

- The unit-under-test (UUT) was allowed to stabilize in the laboratory for over 24 hours, and switched on to warm up for over 10 minutes before the commencement of the test.
- The results presented are the mean of 3 measurements at each calibration point.

**2. Calibration Conditions:**

Air Temperature: 24.4 °C  
 Air Pressure: 1001 hPa  
 Relative Humidity: 60.3 %

**3. Calibration Equipment:**

Type	Serial No.	Calibration Report Number	Traceable to
Multifunction Calibrator	B&K 4226	2288467	AV200041 HOKLAS

**4. Calibration Results**

Sound Pressure Level

Reference Sound Pressure Level

Setting of Unit-under-test (UUT)				Applied value		UUT Reading,	IEC 61672 Class 1
Range, dB	Freq. Weighting	Time Weighting	Level, dB	Frequency, Hz	dB	Specification, dB	
40-130	dBA SPL	Fast	94	1000	94.0	±0.4	

Linearity

Setting of Unit-under-test (UUT)				Applied value		UUT Reading,	IEC 61672 Class 1
Range, dB	Freq. Weighting	Time Weighting	Level, dB	Frequency, Hz	dB	Specification, dB	
40-130	dBA SPL	Fast	94	1000	94.0	Ref	
			104		104.0	±0.3	
			114		114.0	±0.3	

Time weighting

Setting of Unit-under-test (UUT)				Applied value		UUT Reading,	IEC 61672 Class 1
Range, dB	Freq. Weighting	Time Weighting	Level, dB	Frequency, Hz	dB	Specification, dB	
40-130	dBA SPL	Fast	94	1000	94.0	Ref	
		Slow			94.0	±0.3	

Certificate No.: APJ21-012-CC001





Frequency Response

Linear Response

Setting of Unit-under-test (UUT)				Applied value		UUT Reading,	IEC 61672 Class 1
Range, dB	Freq. Weighting	Time Weighting	Level, dB	Frequency, Hz	dB	Specification, dB	
40-130	dB	SPL	94	Fast	31.5	93.9	±2.0
					63	94.1	±1.5
					125	94.1	±1.5
					250	94.1	±1.4
					500	94.0	±1.4
					1000	94.0	Ref
					2000	93.9	±1.6
					4000	93.5	±1.6
					8000	91.6	+2.1; -3.1

A-weighting

Setting of Unit-under-test (UUT)				Applied value		UUT Reading,	IEC 61672 Class 1
Range, dB	Freq. Weighting	Time Weighting	Level, dB	Frequency, Hz	dB	Specification, dB	
40-130	dBA	SPL	94	Fast	31.5	54.7	-39.4±2.0
					63	67.3	-26.2±1.5
					125	78.0	-16.1±1.5
					250	85.4	-8.6±1.4
					500	90.8	-3.2±1.4
					1000	94.0	Ref
					2000	95.0	+1.2±1.6
					4000	94.5	+1.0±1.6
					8000	90.6	-1.1+2.1; -3.1

C-weighting

Setting of Unit-under-test (UUT)				Applied value		UUT Reading,	IEC 61672 Class 1
Range, dB	Freq. Weighting	Time Weighting	Level, dB	Frequency, Hz	dB	Specification, dB	
40-130	dBC	SPL	94	Fast	31.5	91.0	-3.0±2.0
					63	93.3	-0.8±1.5
					125	93.9	-0.2±1.5
					250	94.1	-0.0±1.4
					500	94.1	-0.0±1.4
					1000	94.0	Ref
					2000	93.7	-0.2±1.6
					4000	92.7	-0.8±1.6
					8000	88.7	-3.0+2.1; -3.1

Certificate No.: AP/21-012-CC001



Page 3 of 4

Room 422, Leader Industrial Centre, 57-59 Au Pui Wan Street, Fo Tan, Shatin, N. T., Hong Kong  
 Tel: (852) 2668 3423 Fax: (852) 2668 6946  
 Homepage: <http://www.aa-lab.com> E-mail: [inquiry@aa-lab.com](mailto:inquiry@aa-lab.com)

**5. Calibration Results Applied**

The results apply to the particular unit-under-test only. All calibration points are within manufacture's specification as IEC 61672 Class 1.

Uncertainties of Applied Value:

94 dB	31.5 Hz	± 0.15
	63 Hz	± 0.10
	125 Hz	± 0.15
	250 Hz	± 0.10
	500 Hz	± 0.05
	1000 Hz	± 0.05
	2000 Hz	± 0.05
	4000 Hz	± 0.05
	8000 Hz	± 0.10
104 dB	1000 Hz	± 0.05
114 dB	1000 Hz	± 0.05

The uncertainties are evaluated for a 95% confidence level.

**Note:**

The values given in this certification only related to the values measured at the time of the calibration and any uncertainties quoted will not allow for the equipment long-term drift, variations with environmental changes, vibration and shock during transportation, overloading, mis-handling, or the capability of any other laboratory to repeat the calibration. (A+A)\*L shall not be liable for any loss or damage resulting from the use of the equipment.

Certificate No.: AP/21-012-CC001



Page 4 of 4



## CALIBRATION CERTIFICATE

<i>Certificate Information</i>																
<b>Date of Issue</b>	7-Aug-2021															
<b>Certificate Number</b>	MLCN212053S															
<i>Customer Information</i>																
<b>Company Name</b>	Acuity Sustainability Consulting Limited															
<b>Address</b>	Unit C, 11/F., Ford Glory Plaza, Nos. 37-39 Wing Hing Street, Cheung Sha Wan, Kowloon, HK															
<i>Equipment-under-Test (EUT)</i>																
<b>Description</b>	Acoustic Calibrator															
<b>Manufacturer</b>	Pulsar															
<b>Model Number</b>	105															
<b>Serial Number</b>	63705															
<b>Equipment Number</b>	--															
<i>Calibration Particular</i>																
<b>Date of Calibration</b>	7-Aug-2021															
<b>Calibration Equipment</b>	4231(MLTE008) / AV200063 / 23-Jun-23 1357(MLTE190) / MLEC21/05/02 / 26-May-22															
<b>Calibration Procedure</b>	MLCG00, MLCG15															
<b>Calibration Conditions</b>	<table style="width: 100%; border-collapse: collapse;"> <tr> <td style="width: 30%;">Laboratory</td> <td style="width: 30%;">Temperature</td> <td style="width: 40%;">23 °C ± 5 °C</td> </tr> <tr> <td></td> <td>Relative Humidity</td> <td>55% ± 25%</td> </tr> <tr> <td>EUT</td> <td>Stabilizing Time</td> <td>Over 3 hours</td> </tr> <tr> <td></td> <td>Warm-up Time</td> <td>Not applicable</td> </tr> <tr> <td></td> <td>Power Supply</td> <td>Internal battery</td> </tr> </table>	Laboratory	Temperature	23 °C ± 5 °C		Relative Humidity	55% ± 25%	EUT	Stabilizing Time	Over 3 hours		Warm-up Time	Not applicable		Power Supply	Internal battery
Laboratory	Temperature	23 °C ± 5 °C														
	Relative Humidity	55% ± 25%														
EUT	Stabilizing Time	Over 3 hours														
	Warm-up Time	Not applicable														
	Power Supply	Internal battery														
<b>Calibration Results</b>	Calibration data were detailed in the continuation pages. All calibration results were within EUT specification.															
<i>Approved By &amp; Date</i>																
	K.O. Lo 7-Aug-2021															
<i>Statements</i>																
<ul style="list-style-type: none"> <li>* Calibration equipment used for this calibration are traceable to national / international standards.</li> <li>* The results on this Calibration Certificate only relate to the values measured at the time of the calibration and the uncertainties quoted will not include allowance for the EUT long term drift, variation with environmental changes, vibration and shock during transportation, overloading, mishandling, misuse, and the capacity of any other laboratory to repeat the measurement.</li> <li>* MaxLab Calibration Centre Limited shall not be liable for any loss or damage resulting from the use of the EUT.</li> <li>* The copy of this Certificate is owned by MaxLab Calibration Centre Limited. No part of this Certificate may be reproduced without the prior written approval of MaxLab Calibration Centre Limited.</li> </ul>																



Certificate No. MLCN212053S

<i>Calibration Data</i>				
EUT Setting	Standard Reading	EUT Error from Setting	Calibration Uncertainty	EUT Specification
94 dB	93.9 dB	-0.1 dB	0.20 dB	± 0.2 dB

- END -

Calibrated By : Keneth  
Date : 7-Aug-21

Checked By : K.O. Lo  
Date : 7-Aug-21

Page 2 of 2

萬儀校正中心有限公司  
MaxLab Calibration Centre Limited

香港新界葵涌華星街16-18號保盈工業大廈9樓B室

Unit B, 9/F., Baldwin Industrial Bldg., 16-18 Wah Sing Street, Kwai Chung, N.T., Hong Kong Tel: (852) 2116 1380 Fax: (852) 2264 6480 Email: info@maxlab.com.hk

# Appendix J

## The Certification of Laboratory with HOKLAS Accredited Analytical Tests





Hong Kong Accreditation Service  
香港認可處

**Certificate of Accreditation**

認可證書

*This is to certify that*  
特此證明

**ACUMEN LABORATORY AND TESTING LIMITED**

浩科檢測中心有限公司

Flat/Rm D, 12/F, Ford Glory Plaza, Nos. 37-39 Wing Hong Street, Cheung Sha Wan, Kowloon,  
Hong Kong  
香港九龍長沙灣永康街37-39號福源廣場12樓D室

*is accredited by the Hong Kong Accreditation Service (HKAS) to ISO/IEC 17025:2017  
for performing specific laboratory activities as listed in the scope of accreditation within the test category of*  
獲香港認可處根據ISO/IEC 17025:2017認可  
進行載於認可範圍內下述測試類別中的指定實驗室活動


**Environmental Testing**

環境測試

*This accreditation to ISO/IEC 17025:2017 demonstrates technical competence for a defined scope and  
the implementation of a management system relevant to laboratory operation  
(see joint IAF-ILAC-ISO Communiqué).*

此項 ISO/IEC 17025:2017 的認可資格證明此實驗室具備指定範疇內所須的技術能力並  
實施一套與實驗室運作相關的管理體系  
(見國際認可論壇、國際實驗室認可合作組織及國際標準化組織的聯合公報)。

*The common seal of HKAS is affixed hereto by the authority of the HKAS Executive*  
現經香港認可處執行機關授權在此蓋上香港認可處的印章

  
SHUM Wai-leung, Executive Administrator  
執行幹事 沈偉良  
Issue Date: 15 November 2021  
簽發日期：二零二一年十一月十五日

Registration Number: HOKLAS 241  
註冊號碼：

Date of First Registration: 16 July 2014  
首次註冊日期：二零一四年七月十六日





Hong Kong Accreditation Service  
香港認可處

**Certificate of Accreditation**  
**認可證書**

*This is to certify that*  
特此證明

**ALS TECHNICHEM (HK) PTY LIMITED**

11/F, Chung Shun Knitting Centre, 1-3 Wing Yip Street, Kwai Chung, New Territories, Hong Kong  
香港新界葵涌永業街1-3號忠信針織中心11樓

is accredited by the Hong Kong Accreditation Service (HKAS) to ISO/IEC 17025:2017  
for performing specific laboratory activities as listed in the scope of accreditation within the test category of  
獲香港認可處根據ISO/IEC 17025:2017認可  
進行載於認可範圍內下述測試類別中的指定實驗所活動

**Environmental Testing**  
**環境測試**

This accreditation to ISO/IEC 17025:2017 demonstrates technical competence for a defined scope and  
the implementation of a management system relevant to laboratory operation  
(see joint IAF-ILAC-ISO Communiqué).

此項 ISO/IEC 17025:2017 的認可資格證明此實驗所具備指定範圍內所須的技術能力並  
實施一套與實驗所運作相關的管理體系  
(見國際認可論壇、國際實驗所認可合作組織及國際標準化組織的聯合公報)。

The common seal of HKAS is affixed hereto by the authority of the HKAS Executive  
現經香港認可處執行機關授權在此蓋上香港認可處的印章

SHUM Wai-leung, Executive Administrator  
執行幹事 沈偉良  
Issue Date : 28 February 2020  
發證日期：二零二零年二月二十八日

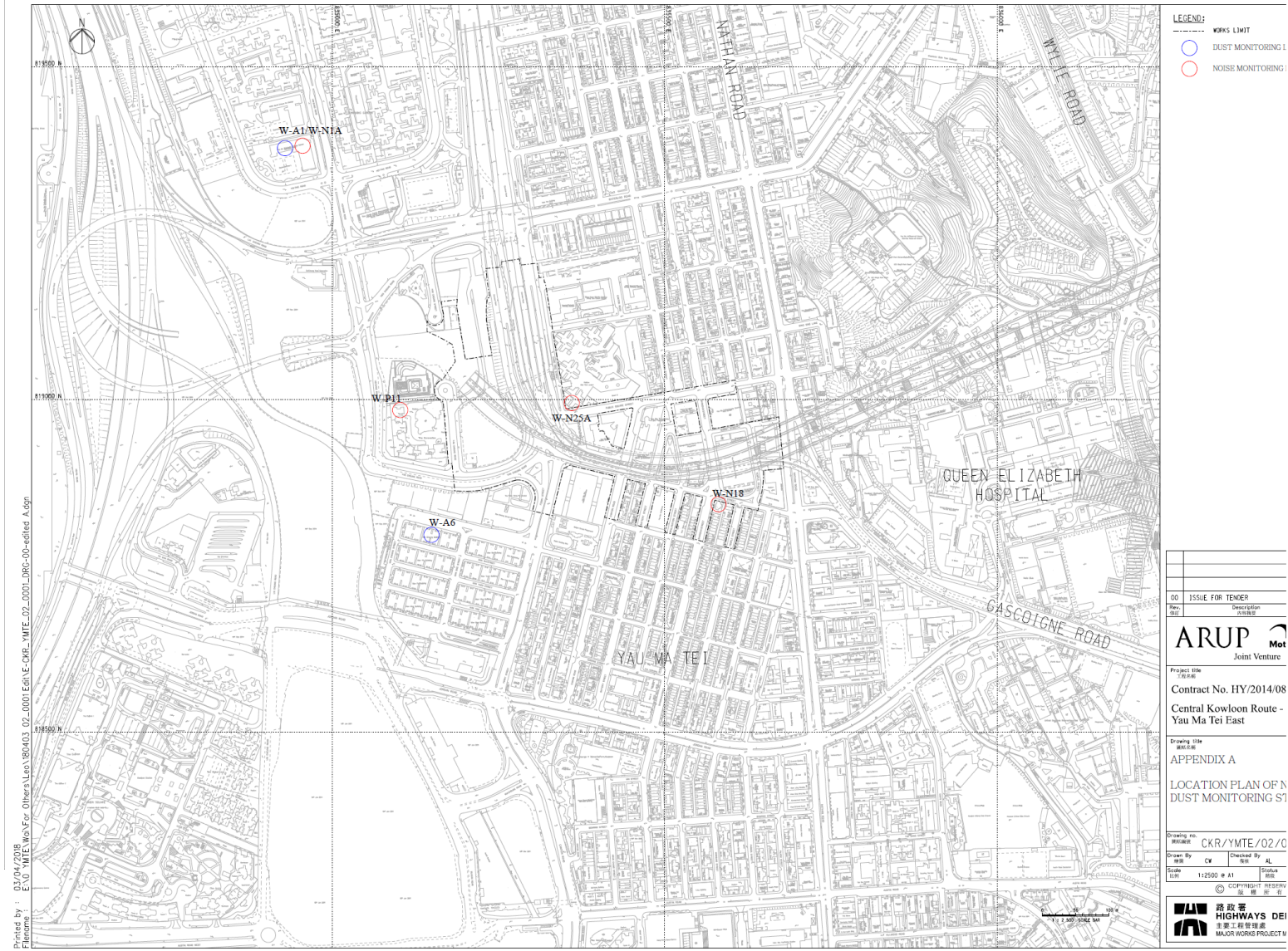
Registration Number : HOKLAS 066  
註冊號碼：



Date of First Registration : 15 September 1995  
首次註冊日期：一九九五年九月十五日

# Appendix K

## Location Plan of Noise and Air Quality Monitoring Station



# Appendix L

## Monitoring Data (Air Monitoring)

Location: Yau Ma Tei Catholic Primary School (Hoi Wang Road) ( W-A1)  
Monitoring date: 4, 10, 15, 21, 27 and 31 January 2022  
Parameter : TSP 1-hour  
Other Factors Nearby traffic

Date	1-hour TSP ( $\mu\text{g}/\text{m}^3$ )				
	Weather	Start Time	1 <sup>st</sup> Hour ( $\mu\text{g}/\text{m}^3$ )	2 <sup>nd</sup> Hour ( $\mu\text{g}/\text{m}^3$ )	3 <sup>rd</sup> Hour ( $\mu\text{g}/\text{m}^3$ )
04/01/2022	Sunny	13:18	54	62	67
10/01/2022	Fine	11:01	58	66	64
15/01/2022	Fine	10:42	61	57	63
21/01/2022	Sunny	13:10	62	65	58
27/01/2022	Sunny	11:27	64	57	59
31/01/2022	Sunny	10:25	67	72	65
Minimum: 54 $\mu\text{g}/\text{m}^3$			Maximum: 72 $\mu\text{g}/\text{m}^3$		

Location: Man Cheong Building (W-A6)  
Monitoring date: 4, 10, 15, 21, 27 and 31 January 2022  
Parameter : TSP 1-hour  
Other Factors Nearby traffic

Date	1-hour TSP ( $\mu\text{g}/\text{m}^3$ )				
	Weather	Start Time	1 <sup>st</sup> Hour ( $\mu\text{g}/\text{m}^3$ )	2 <sup>nd</sup> Hour ( $\mu\text{g}/\text{m}^3$ )	3 <sup>rd</sup> Hour ( $\mu\text{g}/\text{m}^3$ )
04/01/2022	Sunny	13:37	57	72	66
10/01/2022	Fine	10:19	64	77	70
15/01/2022	Fine	10:02	62	65	60
21/01/2022	Sunny	9:50	68	70	75
27/01/2022	Sunny	10:44	68	72	66
31/01/2022	Sunny	9:56	66	70	73
Minimum: 57 $\mu\text{g}/\text{m}^3$			Maximum: 77 $\mu\text{g}/\text{m}^3$		

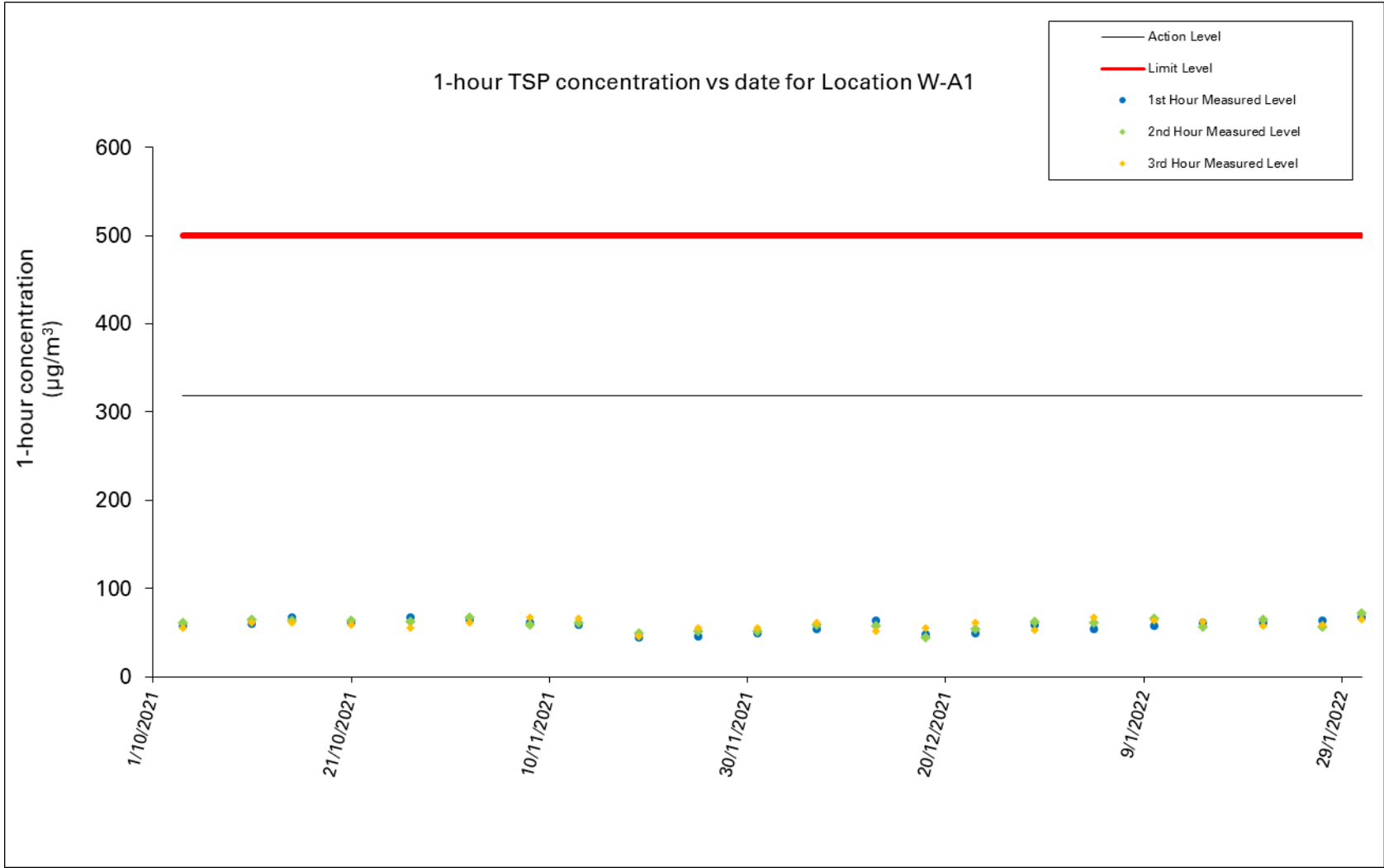


Figure 1: Graphical Illustration of Measured 1-hour TSP ( $\mu\text{g}/\text{m}^3$ ) Levels at W-A1



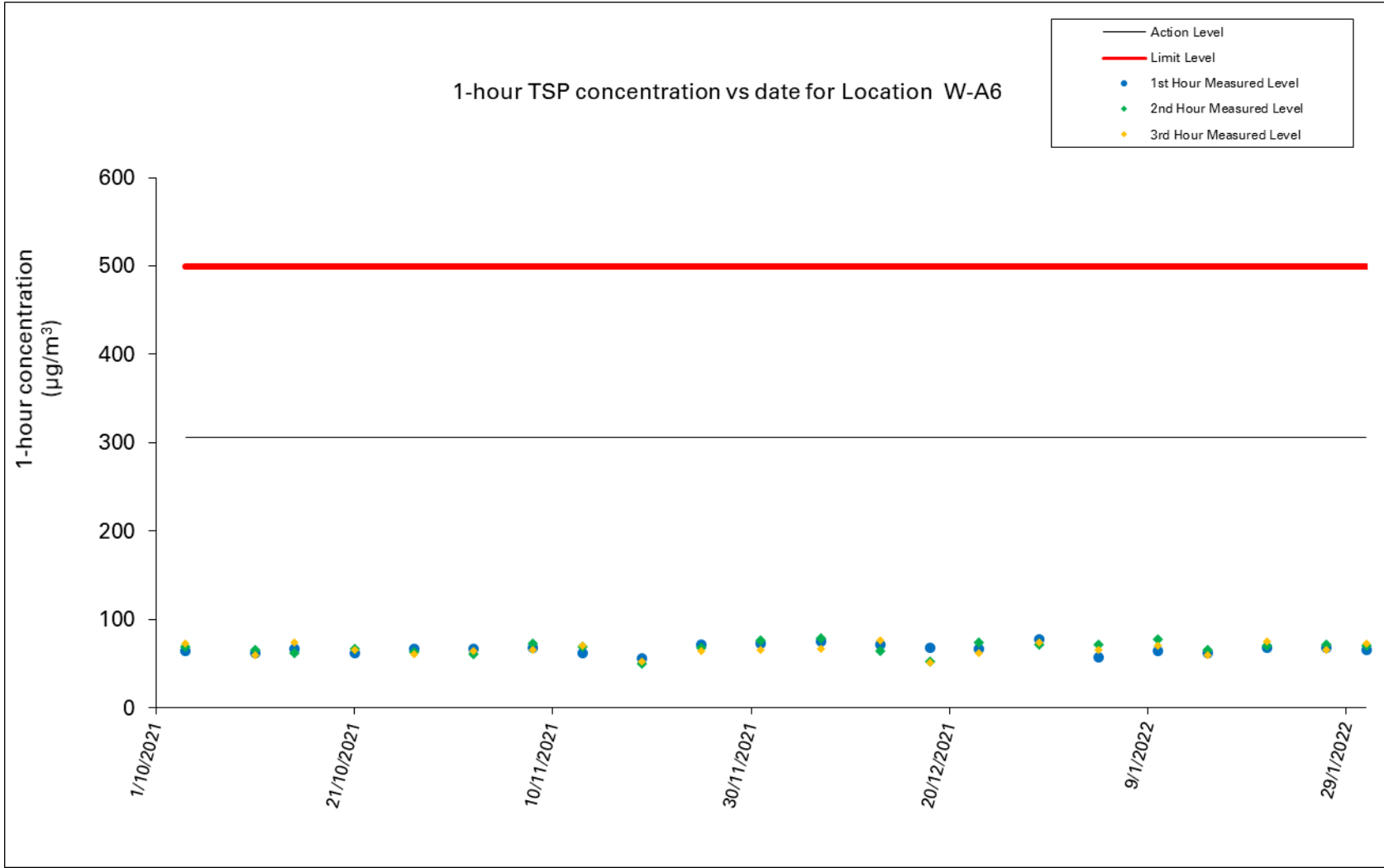


Figure 2: Graphical Illustration of Measured 1-hour TSP ( $\mu\text{g}/\text{m}^3$ ) Levels at W-A6

Location: Yau Ma Tei Catholic Primary School (Hoi Wang Road) (W-A1)  
 Monitoring date: 4, 10, 15, 21, 27 and 31 January 2022  
 Parameter : TSP 24-hour  
 Other Factors Nearby traffic

Date of Calibration:	3-Jan-22	Slope =	3.5565
Calibration due date:	18-Jan-22	Intercept =	35.7670
Date of Calibration:	20-Jan-22	Slope =	3.0440
Calibration due date:	4-Feb-22	Intercept =	36.4969

Start Date	Weather Condition	Elapse Time			Chart Reading			Avg Air Temp (°C)	Avg Atmospheric Pressure (hPa)	Flow Rate (m <sup>3</sup> /min)	Standard Air Volume (m <sup>3</sup> )	Filter Weight (g)		Particulate weight (g)	Conc. (µg/m <sup>3</sup> )
		Initial	Final	Actual (min)	Min	Max	Avg					Initial	Final		
4/1/2022	Sunny	6118.4	6142.4	1440.0	40	40	40.0	19.1	1019.6	1.37	1979	2.7652	2.8762	0.1110	56
10/1/2022	Fine	6142.4	6166.4	1440.0	40	41	40.5	18.4	1017.5	1.51	2171	2.7733	2.8620	0.0887	41
15/1/2022	Fine	6166.4	6190.4	1440.0	40	40	40.0	17.9	1020.1	1.40	2021	2.7504	2.8497	0.0993	49
21/1/2022	Sunny	6190.8	6214.8	1440.0	40	41	40.5	17.9	1017.6	1.53	2209	2.7410	2.8046	0.0636	29
27/1/2022	Sunny	6214.8	6238.8	1440.0	39	40	39.5	19.8	1016.8	1.15	1652	2.7586	2.8217	0.0631	38
31/1/2022	Sunny	6238.8	6262.8	1440.0	40	40	40.0	14.6	1019.2	1.46	2109	2.7716	2.8483	0.0767	36
												Maximum: 56 µg/m <sup>3</sup>	Minimum: 29 µg/m <sup>3</sup>		

Location: Man Cheong Building (W-A6)  
 Monitoring date: 4, 12, 15, 21, 27 and 31 January 2022  
 Parameter : TSP 24-hour  
 Other Factors Nearby traffic

Date of Calibration:	3-Jan-22	Slope =	1.9711
Calibration due date:	18-Jan-22	Intercept =	37.8721
Date of Calibration:	20-Jan-22	Slope =	4.0717
Calibration due date:	4-Feb-22	Intercept =	34.5593

Start Date	Weather Condition	Elapse Time			Chart Reading			Avg Air Temp (°C)	Avg Atmospheric Pressure (hPa)	Flow Rate (m <sup>3</sup> /min)	Standard Air Volume (m <sup>3</sup> )	Filter Weight (g)		Particulate weight (g)	Conc. (µg/m <sup>3</sup> )
		Initial	Final	Actual (min)	Min	Max	Avg					Initial	Final		
4/1/2022	Sunny	5707.6	5731.6	1440.00	40	41	40.5	19.1	1019.6	1.67	2404	2.7582	2.8456	0.0874	36
10/1/2022	Result was voided due to electric supply failure, substitute 24-hour TSP monitoring was carried out on 12 January 2022														
12/1/2022	Sunny	5755.6	5779.6	1440.00	40	40	40.0	16.1	1020.9	1.55	2225	2.7792	2.8988	0.1196	54
15/1/2022	Fine	5779.6	5803.6	1440.00	39	41	40.0	17.9	1020.1	1.46	2109	2.7411	2.8594	0.1183	56
21/1/2022	Sunny	5803.9	5827.9	1440.00	39	40	39.5	17.9	1017.6	1.37	1977	2.7919	2.9025	0.1106	56
27/1/2022	Sunny	5827.9	5851.9	1440.00	38	39	38.5	19.8	1016.8	1.08	1562	2.7797	2.8694	0.0897	57
31/1/2022	Sunny	5851.9	5875.9	1440.00	40	40	40.0	14.6	1019.2	1.57	2262	2.7692	2.8261	0.0569	25
												Maximum: 57 µg/m <sup>3</sup>		Minimum: 25 µg/m <sup>3</sup>	

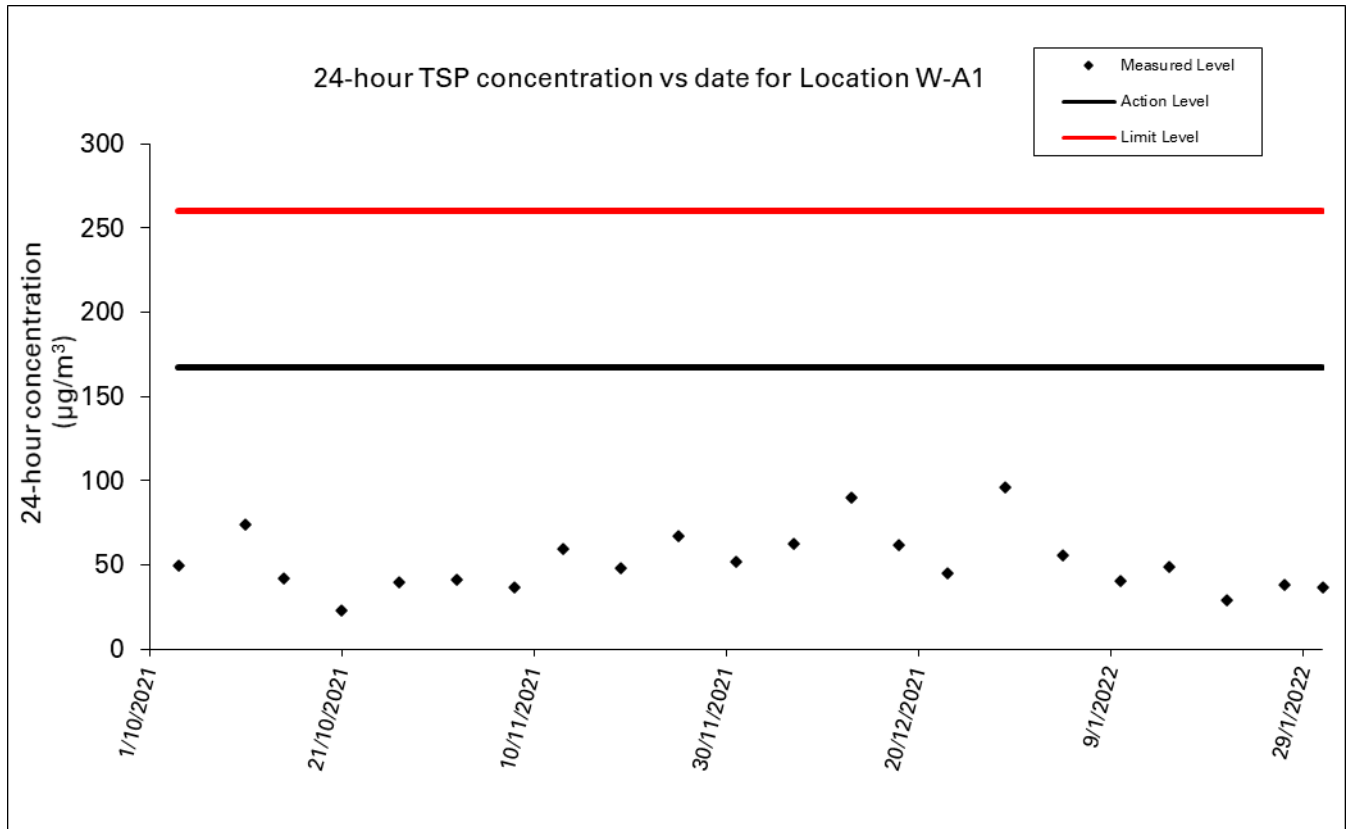


Figure 3: Graphical Illustration of Measured 24-hour TSP ( $\mu\text{g}/\text{m}^3$ ) Levels at W-A1

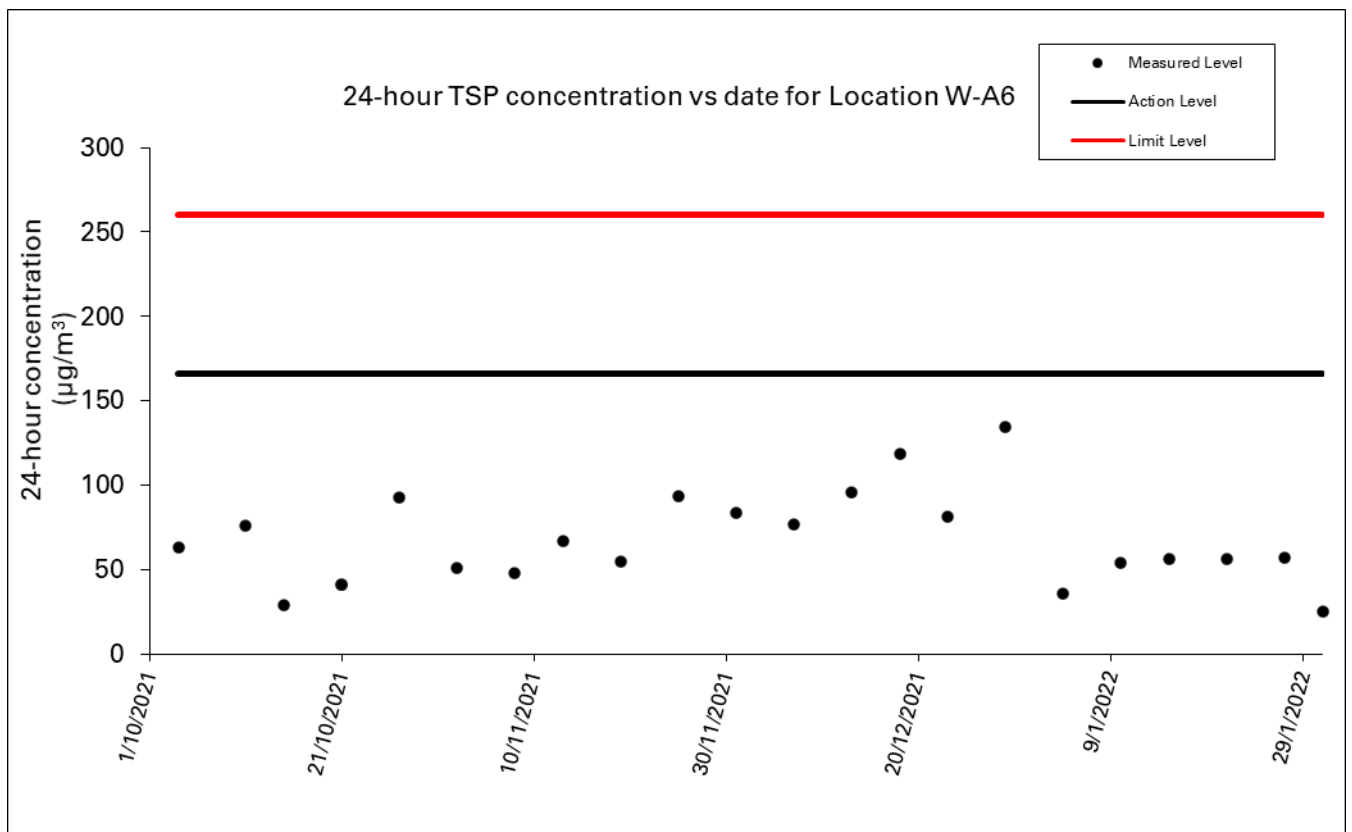
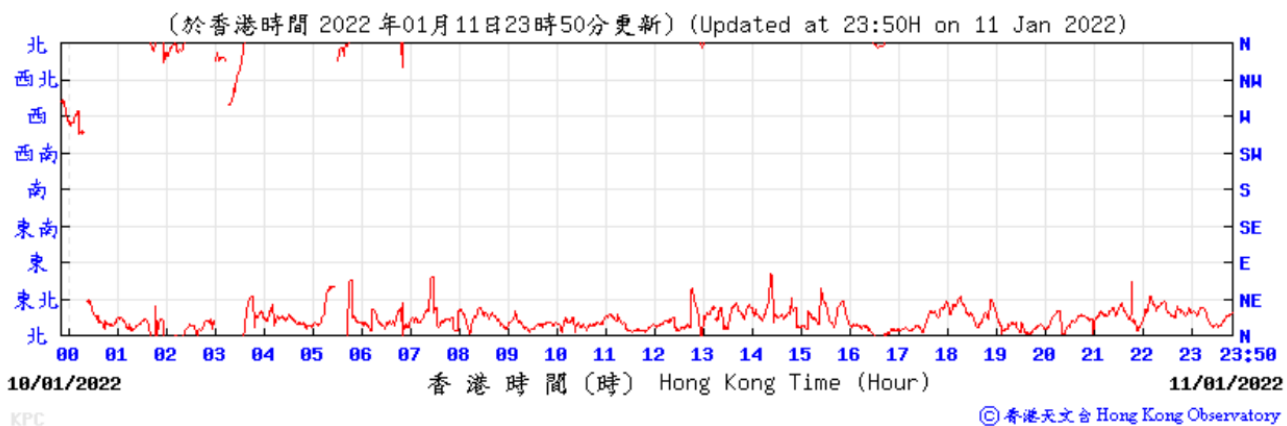
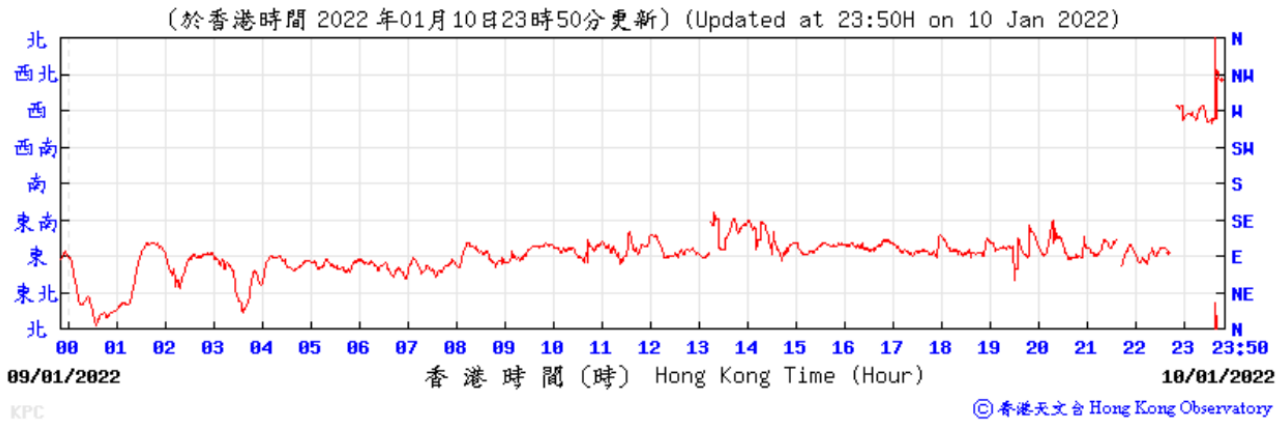
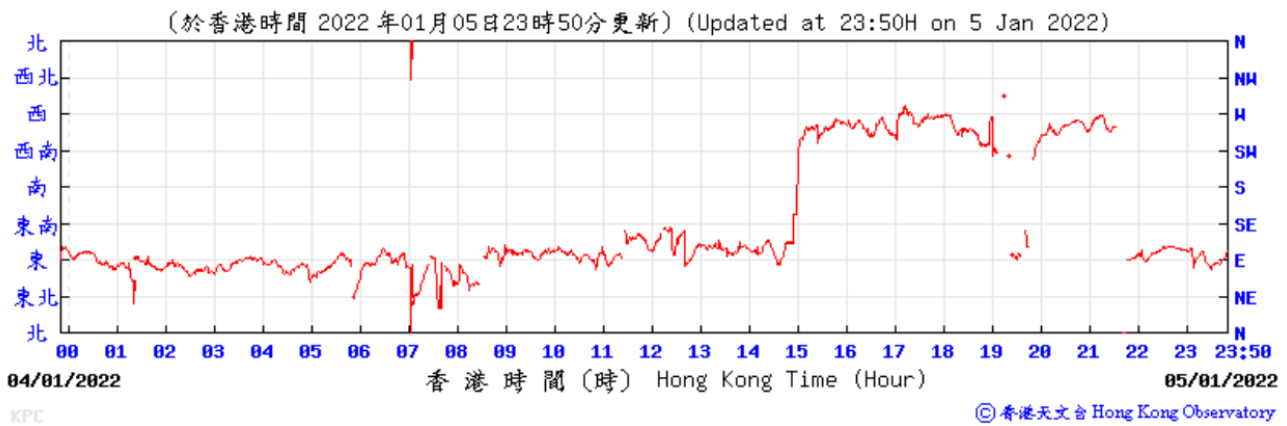
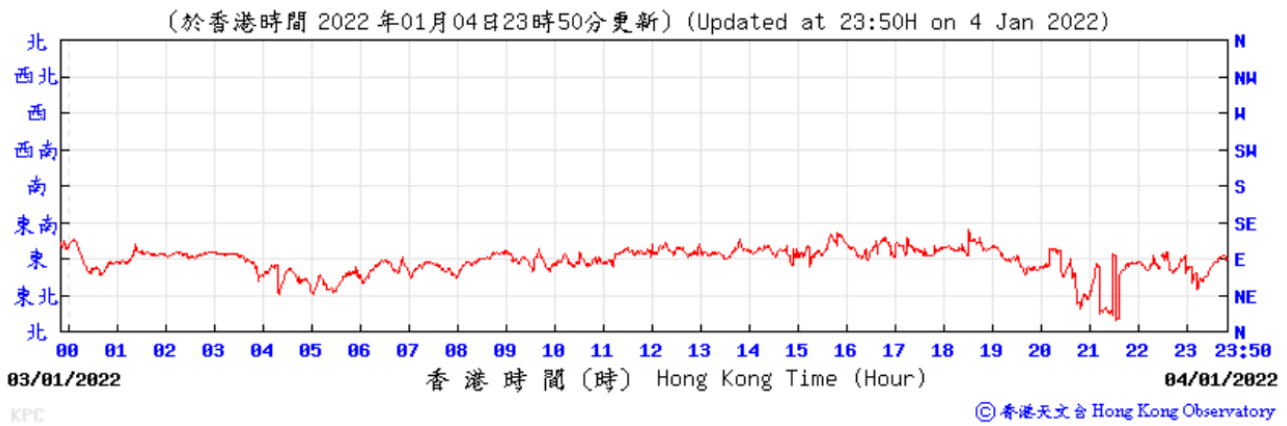
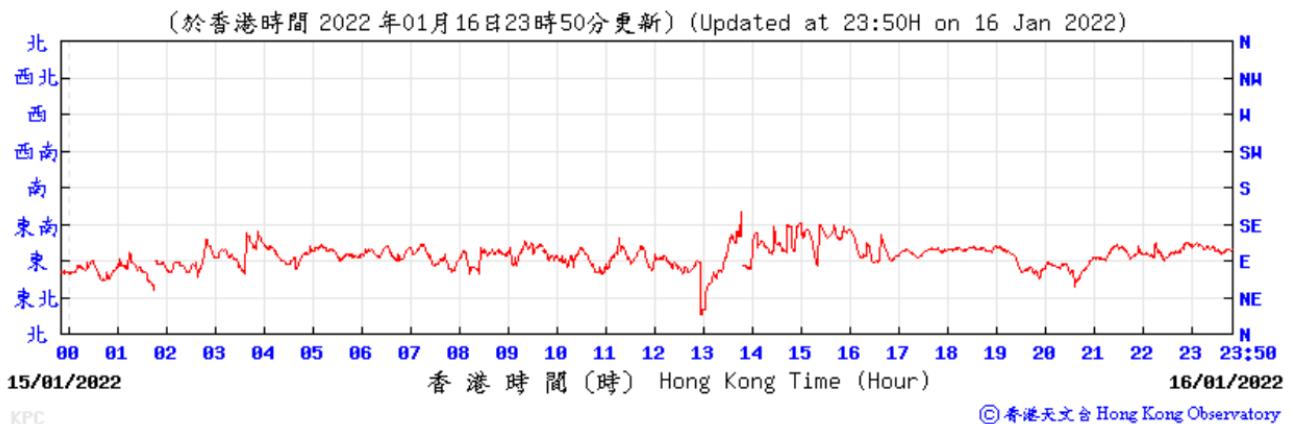
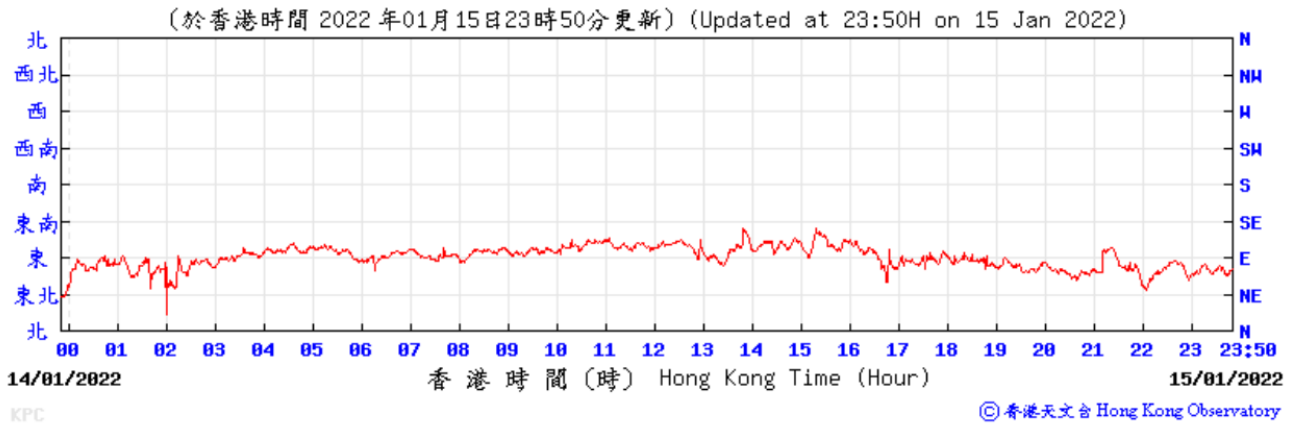
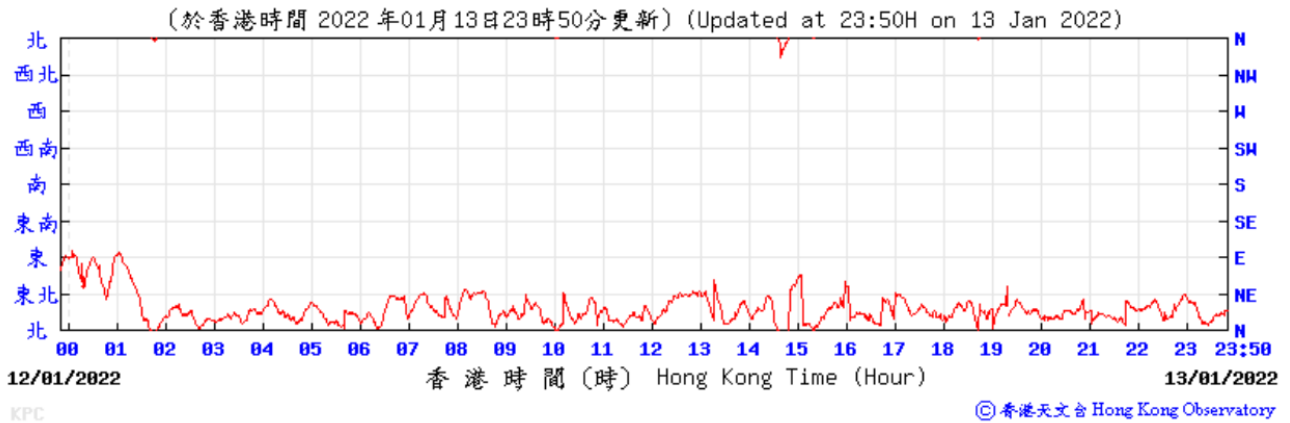
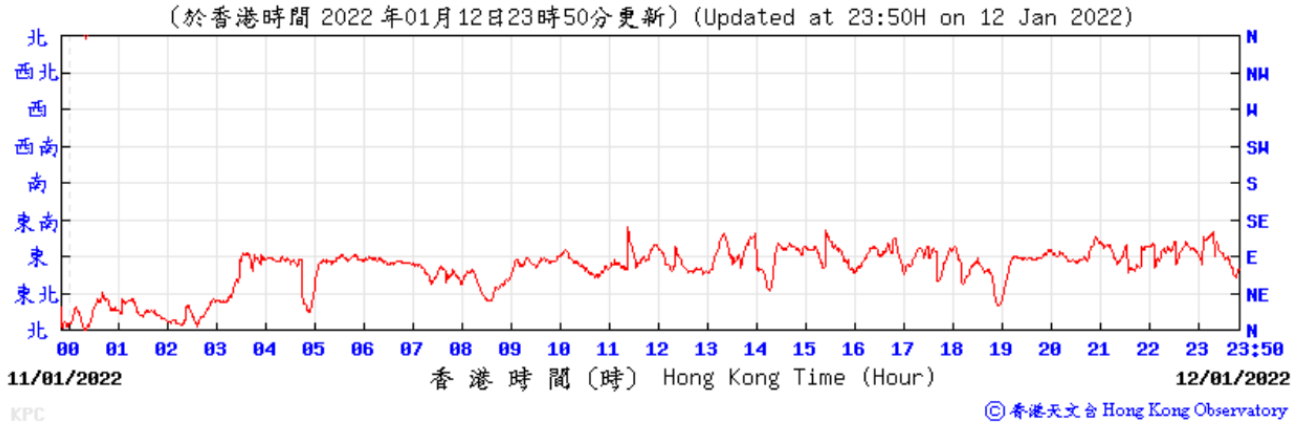
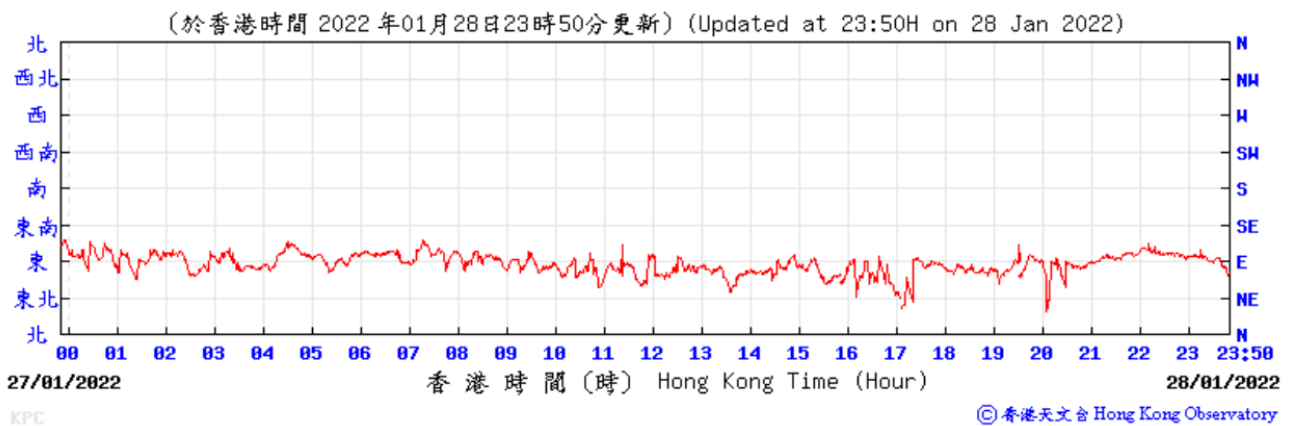
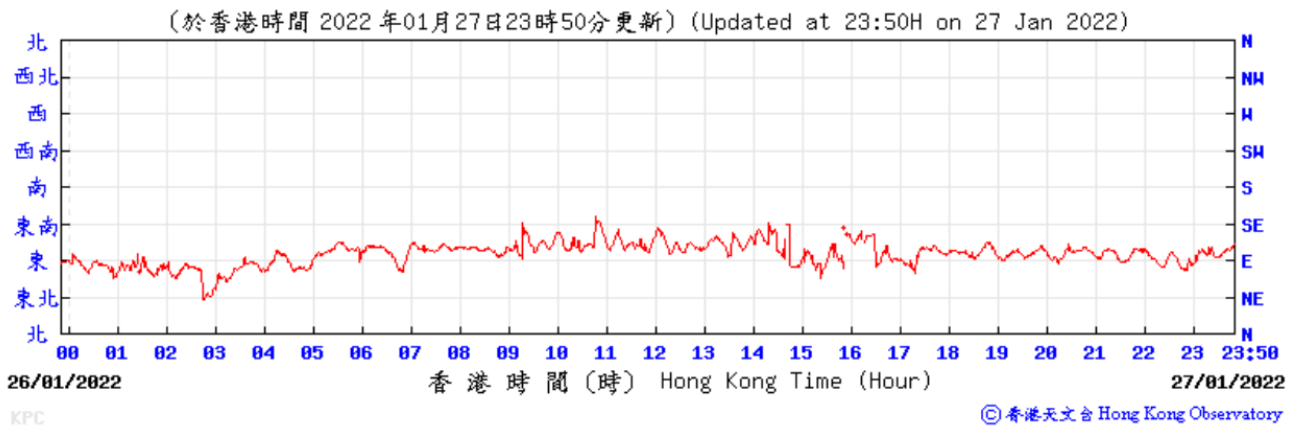
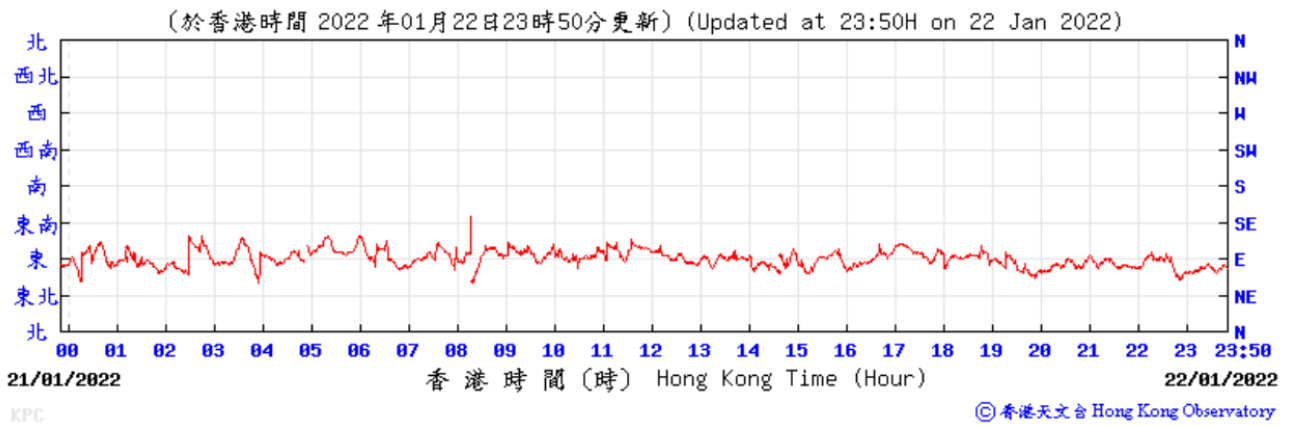
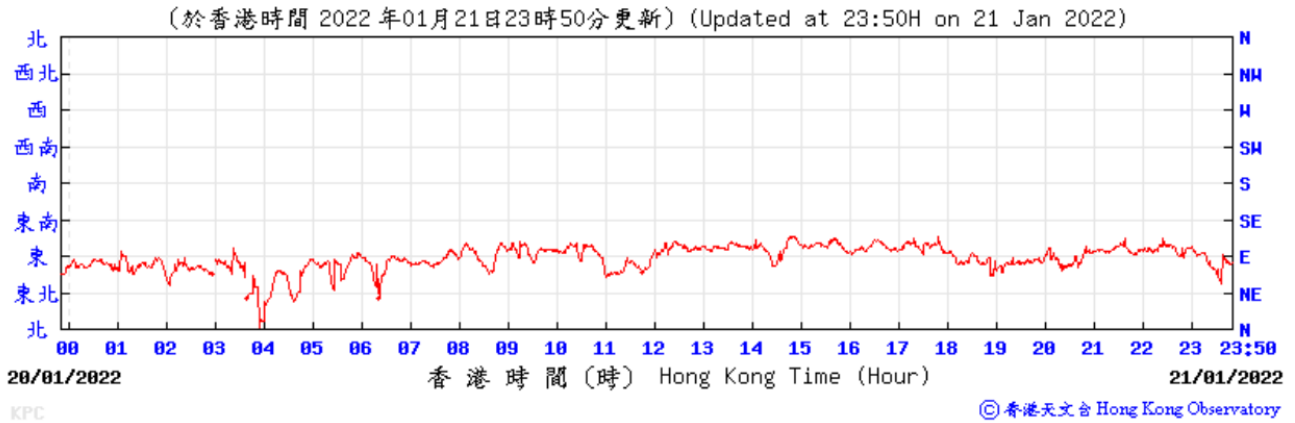


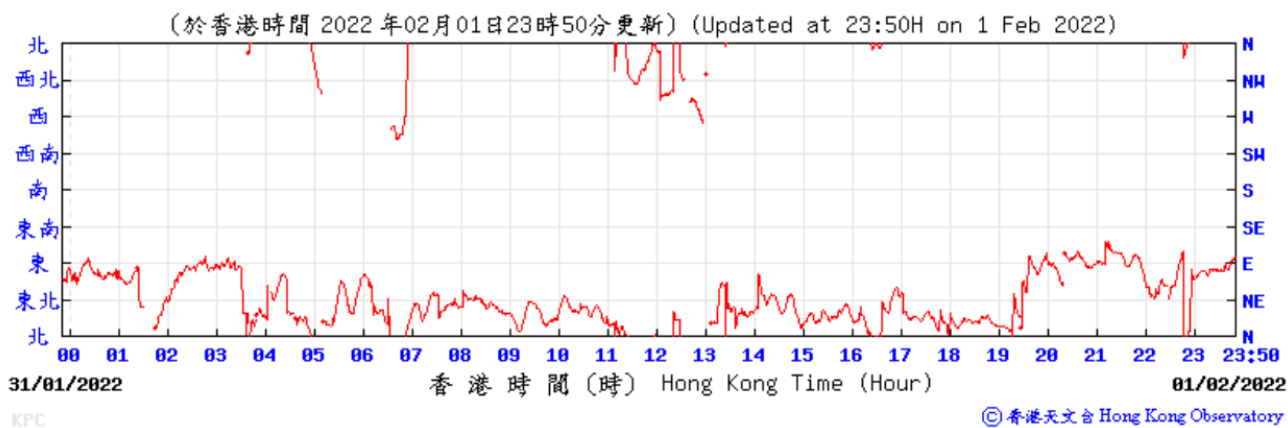
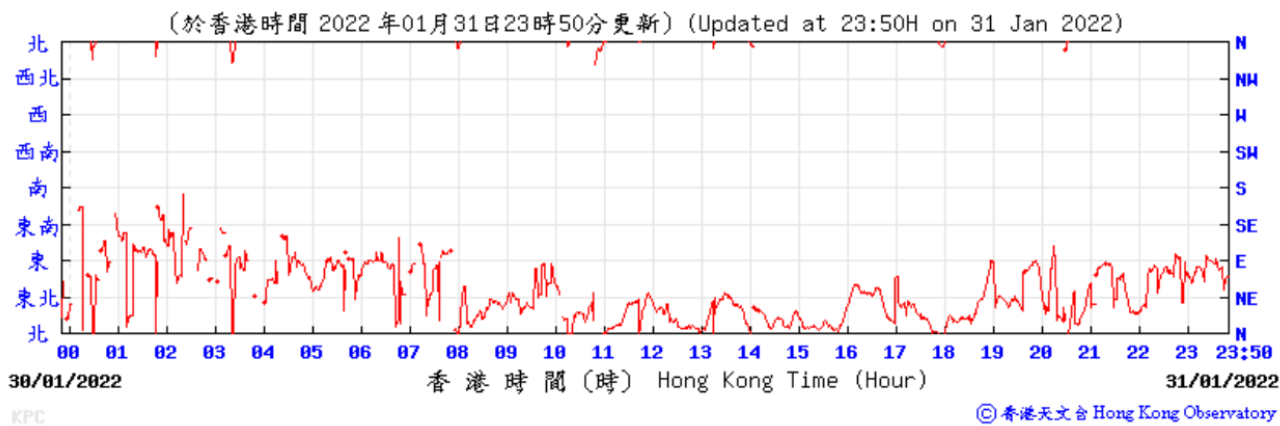
Figure 4: Graphical Illustration of Measured 24-hour TSP ( $\mu\text{g}/\text{m}^3$ ) Levels at W-A6

**Wind direction data for 4, 5, 10, 11, 12, 13, 15, 16, 21, 22, 27, 28, 31 January 2022 and 1 February 2022**





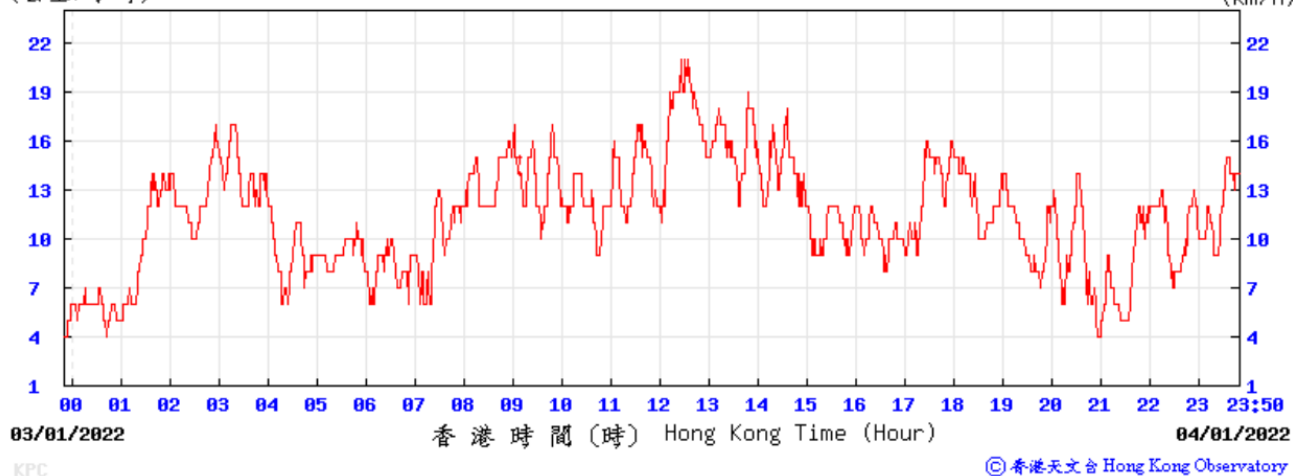




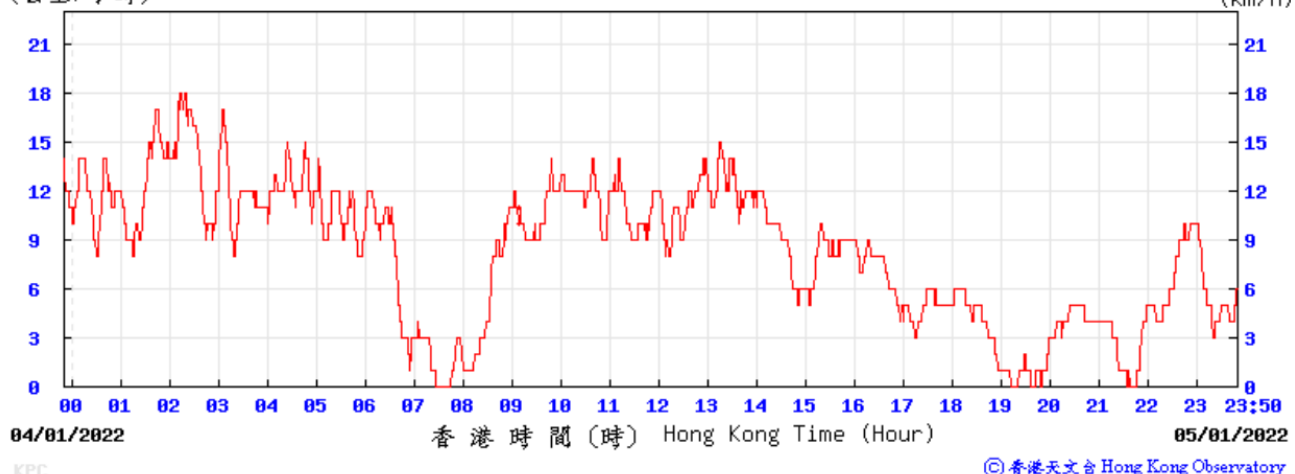


**Wind speed data for 4, 5, 10, 11, 15, 16, 21, 22, 27, 28, 31 January 2022 and 1 February 2022**

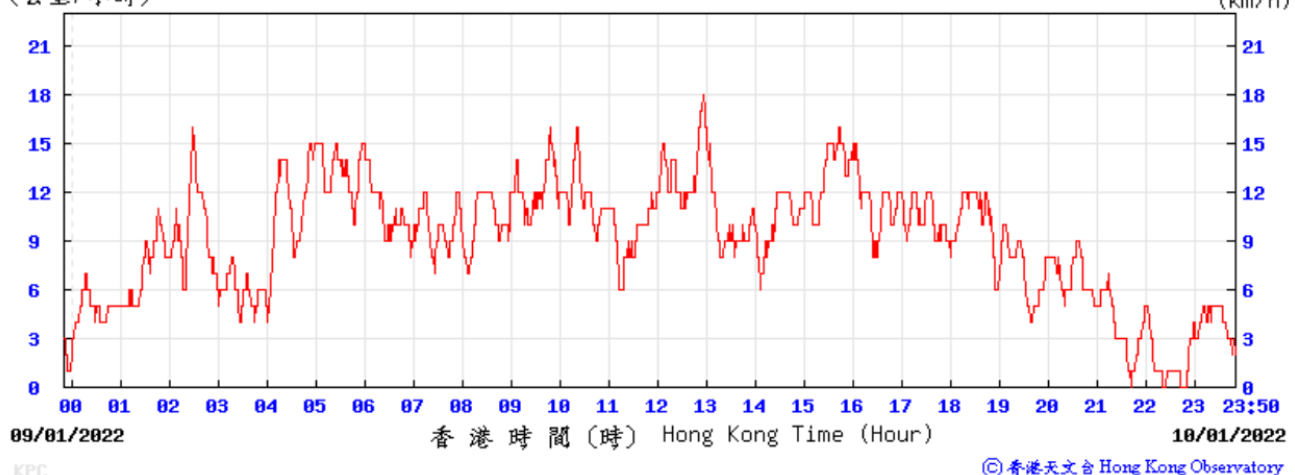
(公里/小時) (於香港時間 2022 年 1 月 4 日 23 時 50 分更新) (Updated at 23:50H on 4 Jan 2022) (km/h)

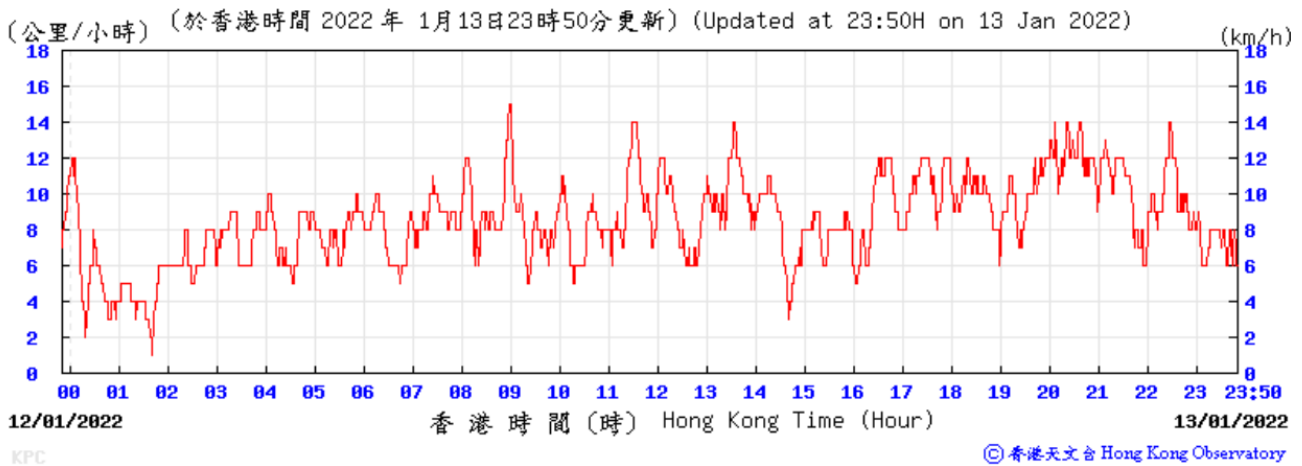
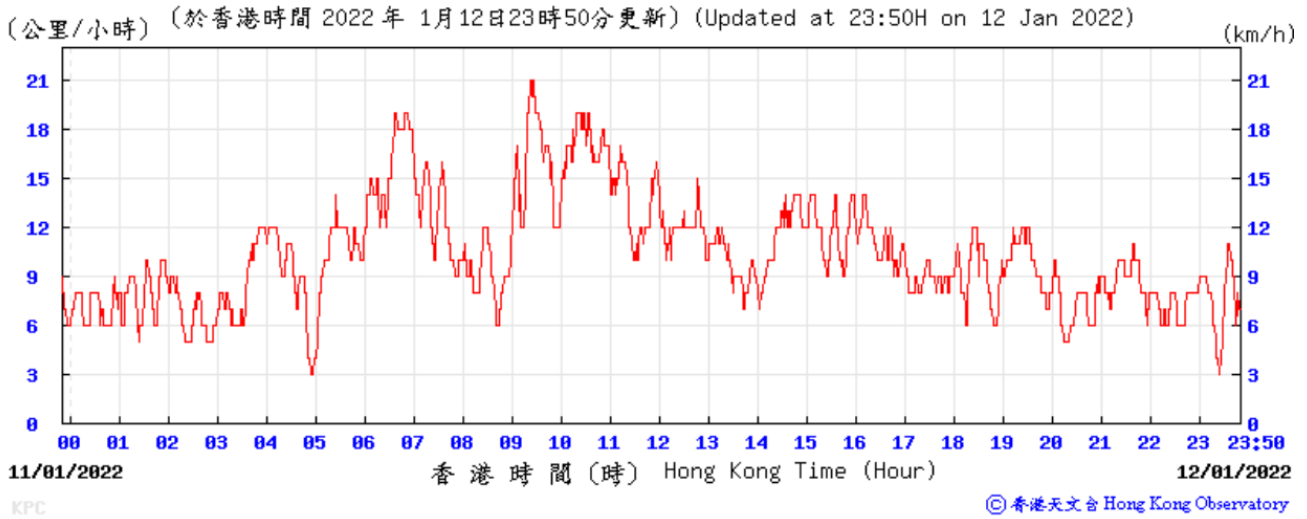
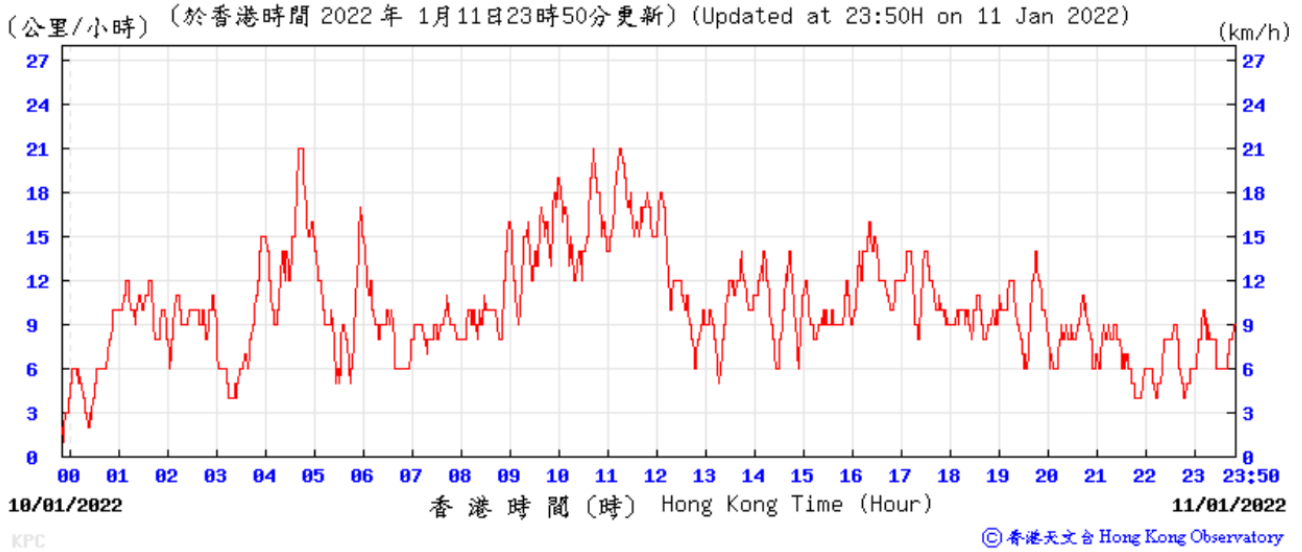


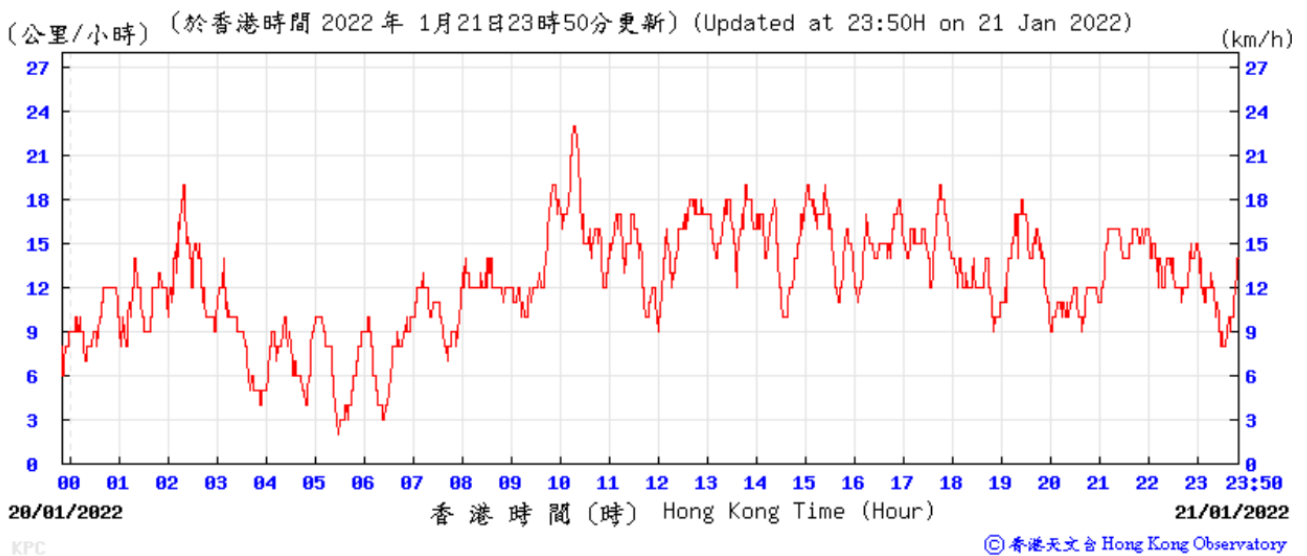
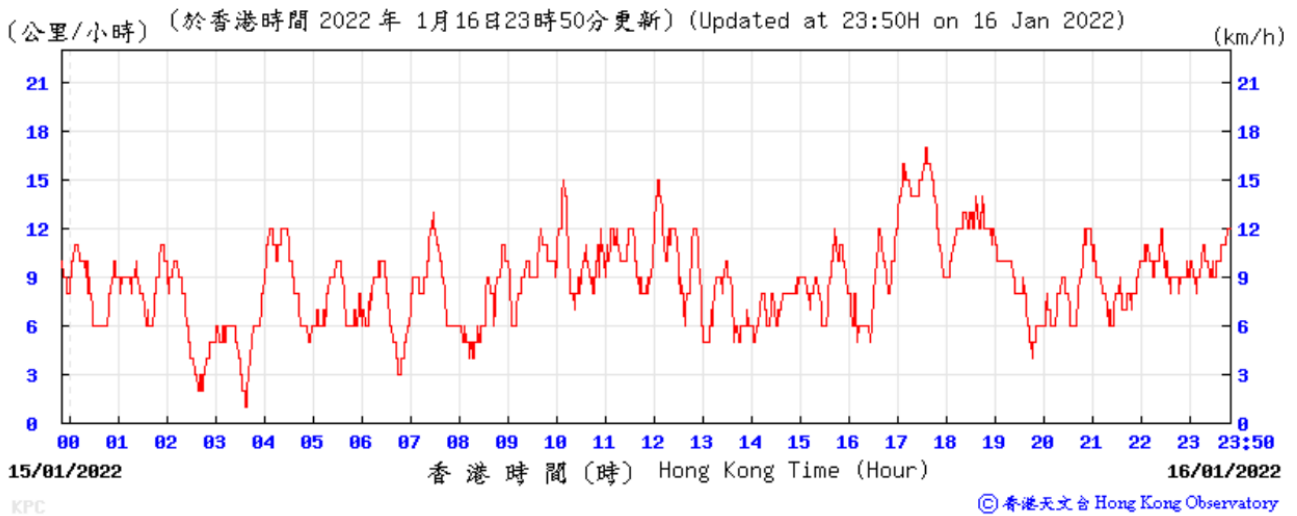
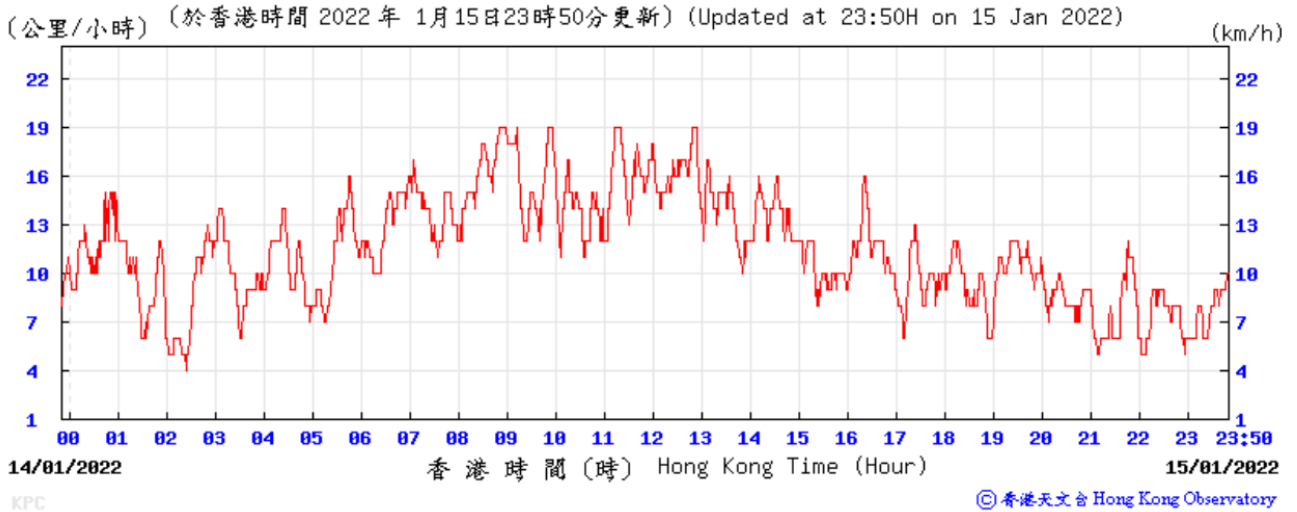
(公里/小時) (於香港時間 2022 年 1 月 5 日 23 時 50 分更新) (Updated at 23:50H on 5 Jan 2022) (km/h)

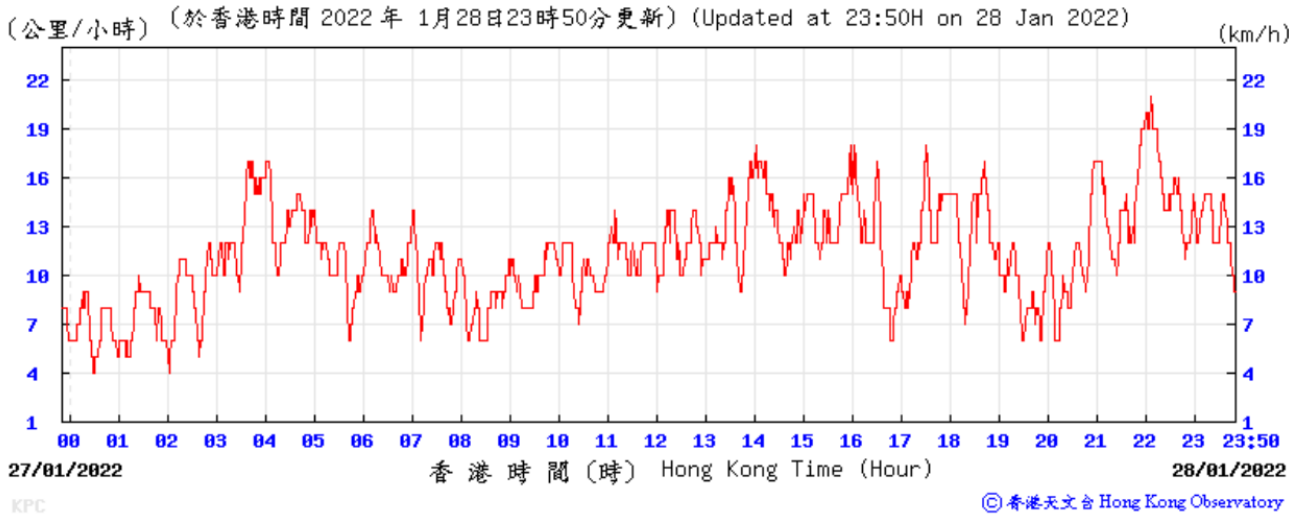
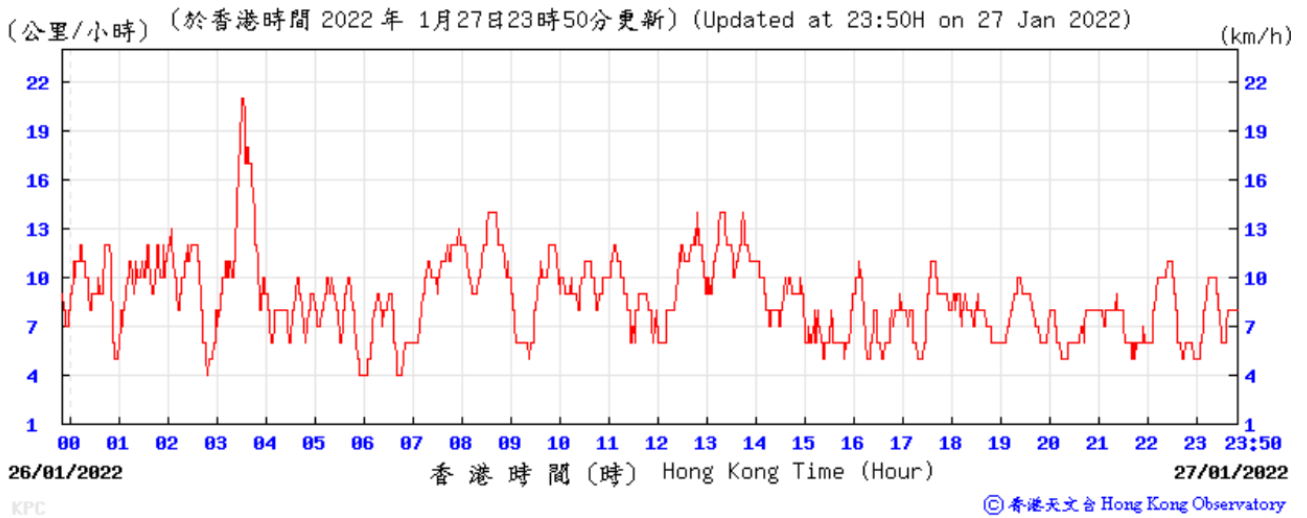
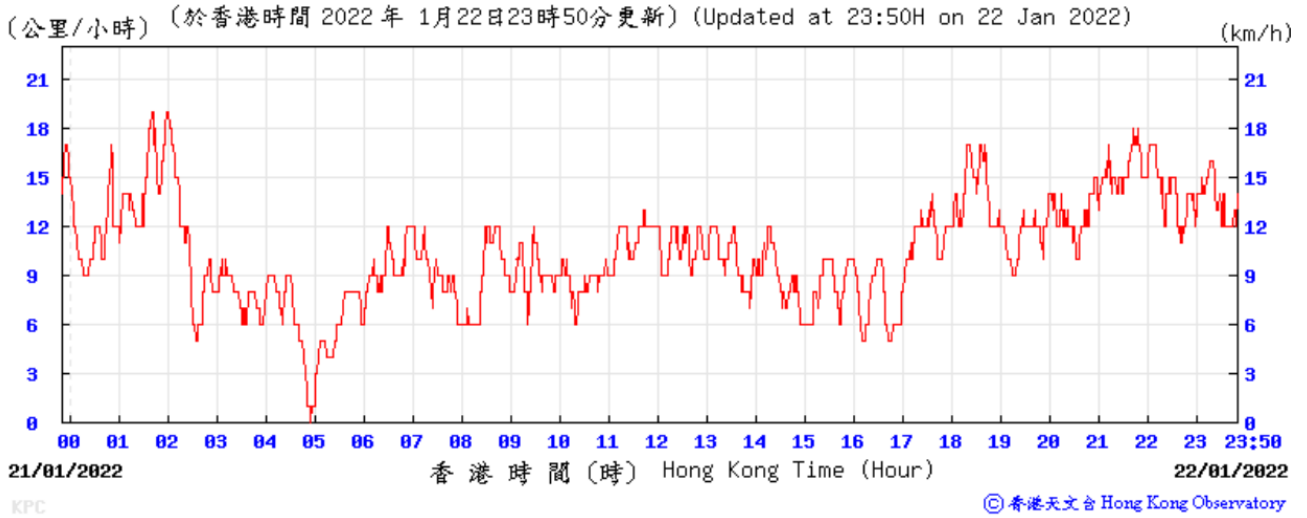


(公里/小時) (於香港時間 2022 年 1 月 10 日 23 時 50 分更新) (Updated at 23:50H on 10 Jan 2022) (km/h)

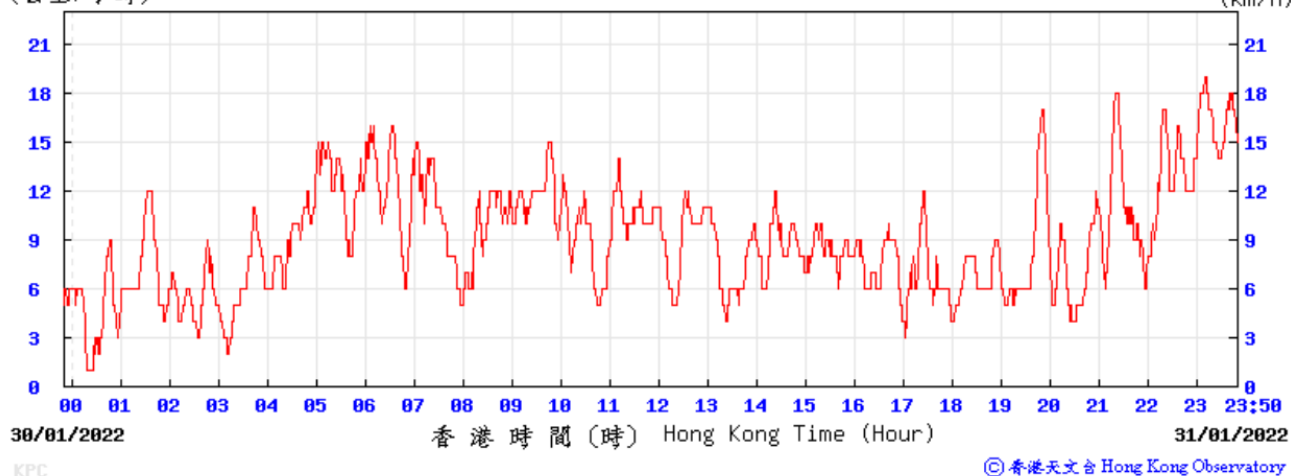




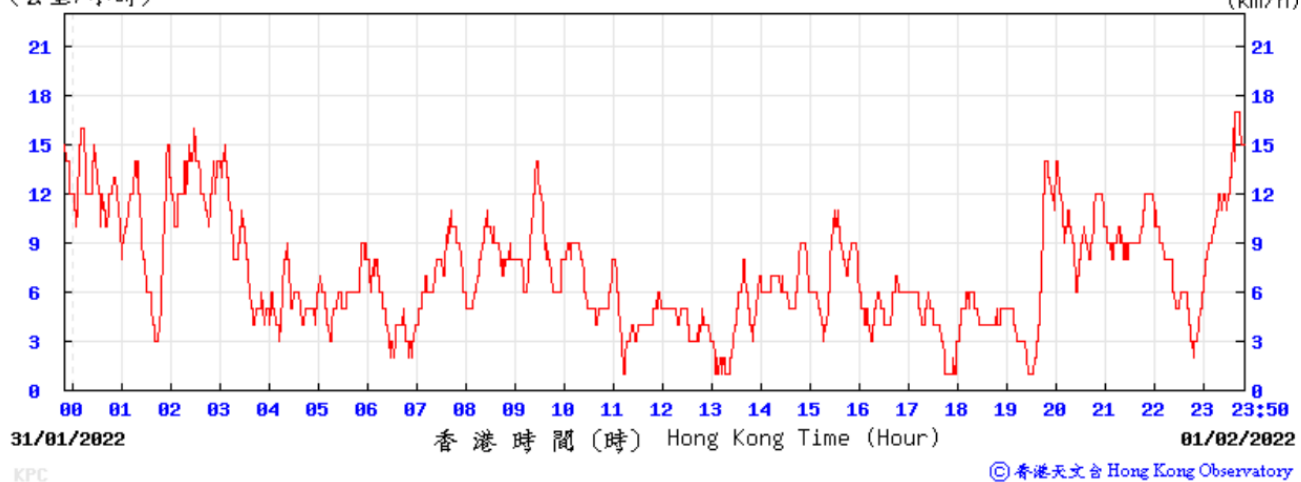




(公里/小時) (於香港時間 2022 年 1 月 31 日 23 時 50 分更新) (Updated at 23:50H on 31 Jan 2022) (km/h)



(公里/小時) (於香港時間 2022 年 2 月 1 日 23 時 50 分更新) (Updated at 23:50H on 1 Feb 2022) (km/h)



# Appendix M

## Monitoring Data (Noise)

Location: Yau Ma Tei Catholic Primary School (Hoi Wang Road) (W-N1A)  
Monitoring date: 4, 10, 15, 21, 27 and 31 January 2022  
Parameter :  $L_{eq}$ ,  $L_{10}$ ,  $L_{90}$   
Other Factors Nearby traffic

Noise Monitoring data:

Date	Weather	Start Time - End Time	$L_{eq}$	$L_{10}$	$L_{90}$	Wind speed (m/s)
04/01/2022	Sunny	16:08 - 16:38	59.9	61.7	58.0	4.3
10/01/2022	Fine	11:04 - 11:34	60.8	63.0	58.2	2.8
15/01/2022	Fine	10:42 - 11:12	63.2	64.9	57.3	3.9
21/01/2022	Sunny	13:32 - 14:02	61.6	63.4	59.2	3.4
27/01/2022	Sunny	11:29 - 11:59	55.8	56.5	54.9	2.2
31/01/2022	Sunny	10:30 - 11:00	58.5	61.0	56.5	3.6

Location: Hydan Place (W-N18)  
Monitoring date: 4, 10, 15, 21, 27 and 31 January 2022  
Parameter :  $L_{eq}$ ,  $L_{10}$ ,  $L_{90}$   
Other Factors Nearby traffic

Noise Monitoring data:

Date	Weather	Start Time	-	End Time	$L_{eq}$	$L_{10}$	$L_{90}$	Wind speed (m/s)
04/01/2022	Sunny	14:31	-	15:01	70.7	74.6	68.9	4.2
10/01/2022	Fine	9:39	-	10:09	70.6	74.5	68.0	3.3
15/01/2022	Fine	9:50	-	10:20	70.2	73.3	66.7	3.8
21/01/2022	Sunny	10:16	-	10:46	69.6	71.3	67.0	4.6
27/01/2022	Sunny	12:20	-	12:50	72.5	72.9	68.1	2.0
31/01/2022	Sunny	9:15	-	9:45	69.2	73.1	68.2	3.3



Location: Prosperous Garden Block 1 (W-N25A)  
Monitoring date: 4, 10, 15, 21, 27 and 31 January 2022  
Parameter :  $L_{eq}$ ,  $L_{10}$ ,  $L_{90}$   
Other Factors Nearby traffic

Noise Monitoring data:

Date	Weather	Start Time	-	End Time	$L_{eq}$	$L_{10}$	$L_{90}$	Wind speed (m/s)
04/01/2022	Sunny	15:17	-	15:47	68.9	74.8	65.5	3.5
10/01/2022	Fine	8:59	-	9:29	70.6	74.9	67.3	3.3
15/01/2022	Fine	9:09	-	9:39	69.3	73.4	66.8	4.5
21/01/2022	Sunny	11:15	-	11:45	71.4	73.2	69.3	4.2
27/01/2022	Sunny	9:52	-	10:22	68.0	69.7	65.6	2.2
31/01/2022	Sunny	9:03	-	9:33	69.5	73.0	68.7	3.2

Location: The Coronation Tower 1 (W-P11)  
Monitoring date: 4, 10, 15, 21, 27 and 31 January 2022  
Parameter :  $L_{eq}$ ,  $L_{10}$ ,  $L_{90}$   
Other Factors Nearby traffic

Noise Monitoring data:

Date	Weather	Start Time	-	End Time	$L_{eq}$	$L_{10}$	$L_{90}$	Wind speed (m/s)
04/01/2022	Sunny	13:48	-	14:18	69.0	73.8	66.3	4.5
10/01/2022	Fine	11:55	-	12:25	68.3	70.4	65.5	2.9
15/01/2022	Fine	11:31	-	12:01	68.0	72.6	65.4	4.4
21/01/2022	Sunny	14:50	-	15:20	68.9	71.0	65.3	3.6
27/01/2022	Sunny	13:18	-	13:48	69.9	73.7	67.7	3.1
31/01/2022	Sunny	11:14	-	11:44	68.2	70.2	64.4	2.8

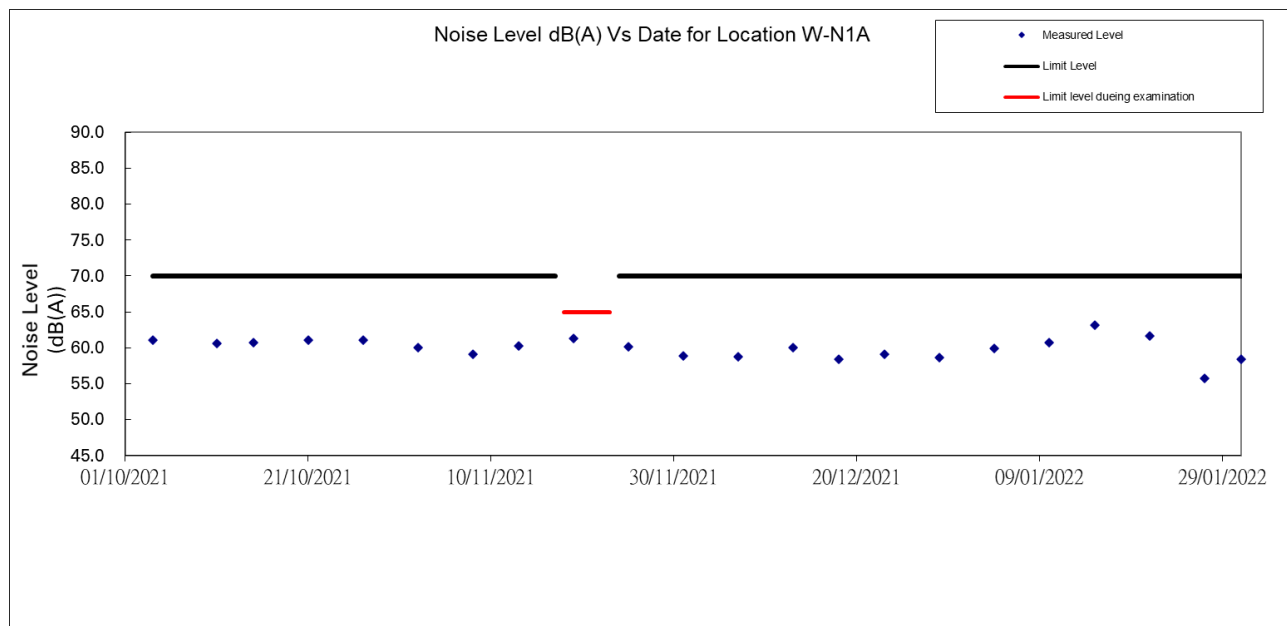


Figure 1: Graphical Illustration of Measured Noise Levels at W-N1A

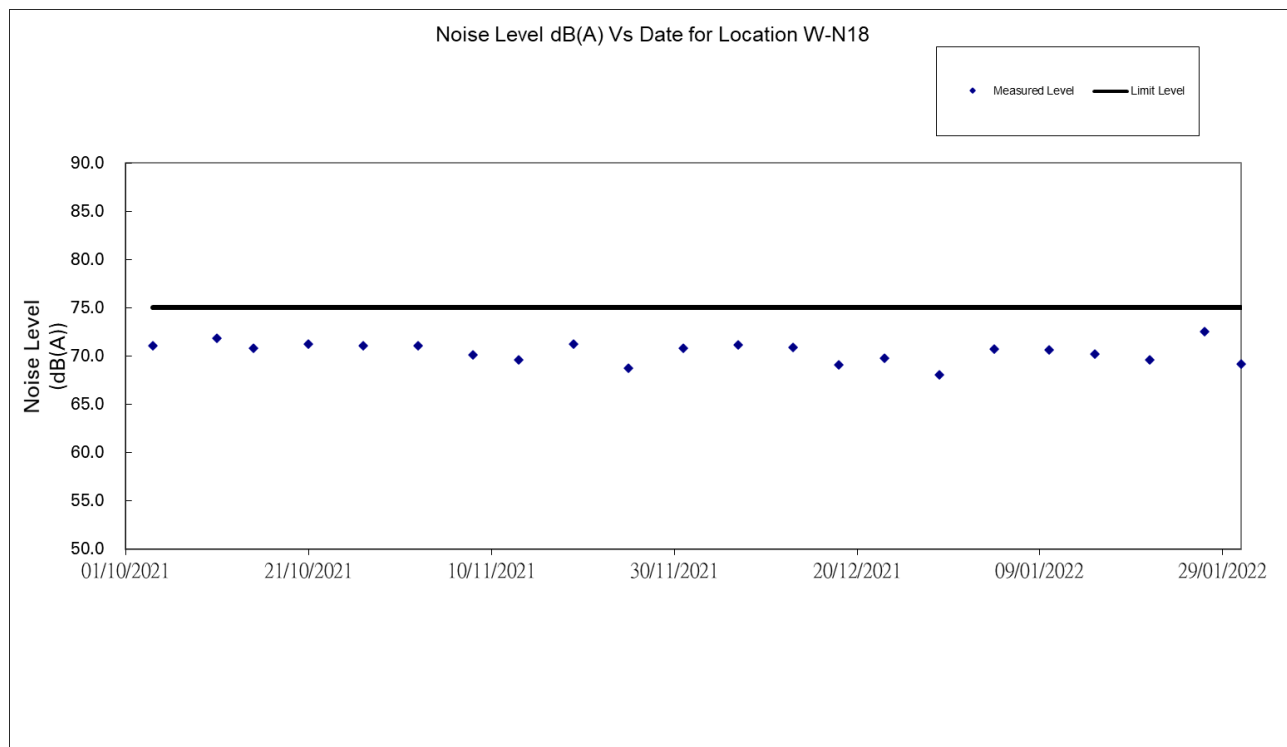


Figure 2: Graphical Illustration of Measured Noise Levels at W-N18

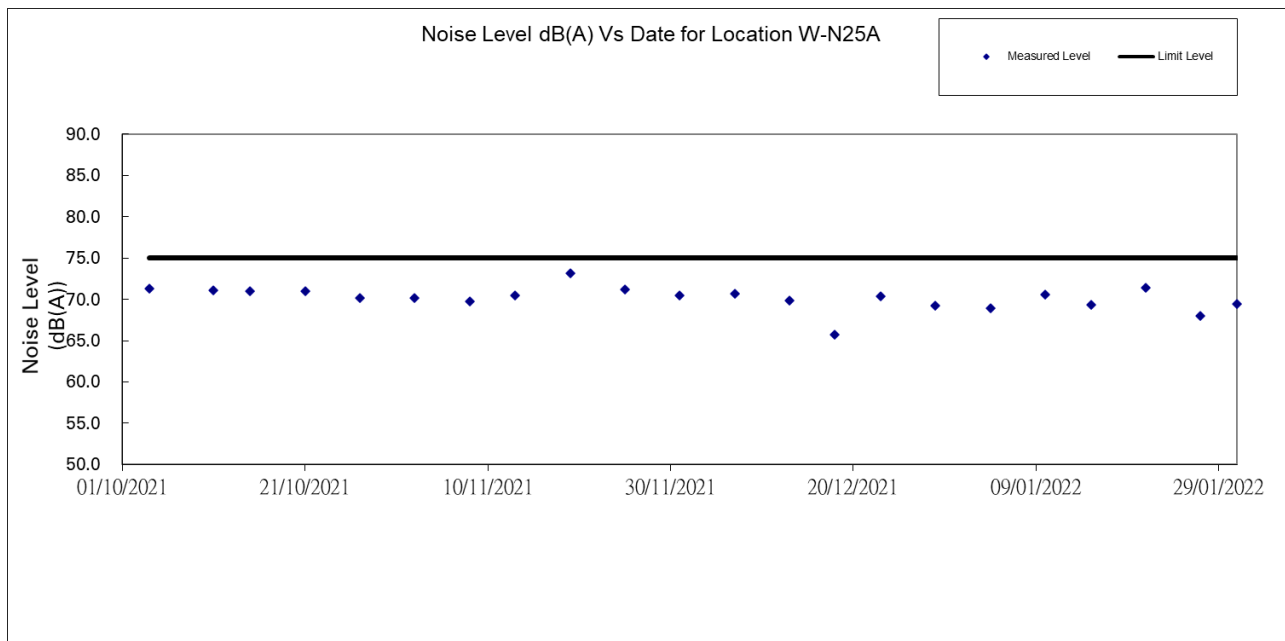


Figure 3: Graphical Illustration of Measured Noise Levels at W-N25A

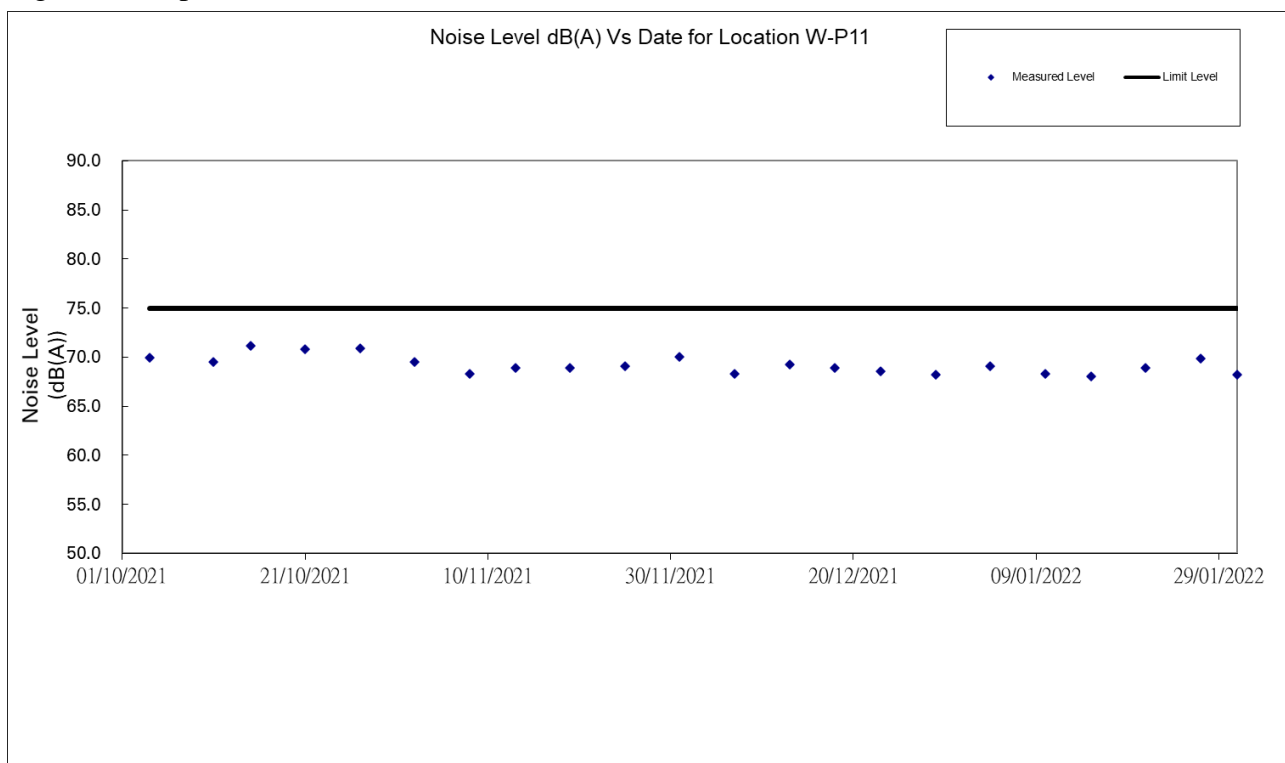


Figure 4: Graphical Illustration of Measured Noise Levels at W-P11

# Appendix N

## Waste Flow Table

**Monthly Summary Waste Flow Table**

Name of Department: Highways Department

Contract No. / Works Order No.: HY/2014/20

**Monthly Summary Waste Flow Table for January 2022**

[to be submitted not later than the 15<sup>th</sup> day of each month following reporting month] (All quantities shall be rounded off to 1 decimal place.)

Month	Actual Quantities of <u>Inert</u> Construction Waste Generated Monthly					
	(a)=(b)+(c)+(d)+(e)+ (f)+ (g)+ (h)+ (i)+ (j)+ (k) Total Quantity Generated	(b) Hard Rock and Large Broken Concrete	(c) Reused in the Contract	(d) Reused in other Projects	(e) Disposed of as Public Fill	(f) Imported Fill
	(in 'tonnes)	(in 'tonnes)	(in 'tonnes)	(in 'tonnes)	(in 'tonnes)	(in 'tonnes)
Jan-22	18222.14	0.00	3106.00	12696.40	2375.87	0.0
Feb-22						
Mar-22						
Apr-22						
May-22						
Jun-22						
Sub-total	18222.14	0.00	3106.00	12696.40	2375.87	0.0
Jul-22						
Aug-22						
Sep-22						
Oct-22						
Nov-22						
Dec-22						
Total	18222.14	0.00	3106.00	12696.40	2375.87	0.00
2018	15.70	0.00	0.00	0.00	0.00	0.00
2019	71720.30	0.00	5534.00	8066.80	57342.10	415.60
2020	168891.40	0.00	15437.30	84381.50	68187.80	180.00
2021	213961.11	0.00	16567.30	79950.80	114965.80	1002.00
Accumulated Total	472810.65	0.00	40644.60	185095.50	242871.57	1597.60

Month	Actual Quantities of <u>Non-inert</u> Construction Waste Generated Monthly								
	(g) Metals		(h) Paper/ cardboard packaging		(i) Plastics		(j) Chemical Waste		(k) Others, e.g. General Refuse disposed at Landfill
	(in '000kg)		(in '000kg)		(in '000kg)		(in '000kg)		(in 'tonnes)
	generated	recycled	generated	recycled	generated	recycled	generated	recycled	generated
Jan-22	0.00	0.00	0.00	0.00	0.00	0.00	0.00	0.00	43.87
Feb-22									
Mar-22									
Apr-22									
May-22									
Jun-22									
Sub-total	0.00	0.00	0.00	0.00	0.00	0.00	0.00	0.00	43.87
Jul-22									
Aug-22									
Sep-22									
Oct-22									
Nov-22									
Dec-22									
Total	0.00	0.00	0.00	0.00	0.00	0.00	0.00	0.00	43.87
2018	0.00	0.00	0.00	0.00	0.00	0.00	0.00	0.00	15.70
2019	0.00	106.00	0.00	0.20	0.00	1.50	2.10	0.00	252.00
2020	359.10	0.00	0.40	0.00	3.20	0.00	0.90	0.00	341.20
2021	945.72	0.00	0.19	0.00	3.20	0.00	0.00	0.00	526.10
Accumulated Total	1304.82	106.00	0.59	0.20	6.40	1.50	3.00	0.00	1178.87

# Appendix O

## Statistics on Complaint, Notifications of Summons and Successful Prosecutions



Statistical Summary of Exceedances

Air Quality			
Location	Action Level	Limit Level	Total
W-A1	0	0	0
W-A6	0	0	0
Noise			
Location	Action Level	Limit Level	Total
W-N1A	0	0	0
W-N18	0	0	0
W-N25A	0	0	0
W-P11	0	0	0

Statistical Summary of Environmental Complaints

Reporting Period	Environmental Complaint Statistics		
	Frequency	Cumulative	Complaint Nature
1 January 2022- 31 January 2022	0	1	N/A

Statistical Summary of Environmental Non-compliance

Reporting Period	Environmental Non-compliance Statistics		
	Frequency	Cumulative	Details
1 January 2022- 31 January 2022	0	0	N/A

Statistical Summary of Environmental Summons

Reporting Period	Environmental Summons Statistics		
	Frequency	Cumulative	Details
1 January 2022- 31 January 2022	0	0	N/A

Statistical Summary of Environmental Prosecution

Reporting Period	Environmental Prosecution Statistics		
	Frequency	Cumulative	Details
1 January 2022- 31 January 2022	0	0	N/A

# Appendix P

## Monitoring Schedule of the Coming Month

Contract No. HY/2014/20  
 Environmental Monitoring & Auditing

Impact Monitoring Schedule for YMTW						
Feb-22						
Sun	Mon	Tue	Wed	Thur	Fri	Sat
		1	2	3	4	5 Impact Air monitoring for W-A6 &W-A1 Noise monitoring for W-N1A, W-P11,W-N18 & W-N25A
6	7	8 Impact Air monitoring for W-A6 &W-A1 Noise monitoring for W-N1A, W-P11,W-N18 & W-N25A	9	10	11	12
13	14 Impact Air monitoring for W-A6 &W-A1 Noise monitoring for W-N1A, W-P11,W-N18 & W-N25A	15	16	17	18	19 Impact Air monitoring for W-A6 &W-A1 Noise monitoring for W-N1A, W-P11,W-N18 & W-N25A
20	21	22	23	24	25 Impact Air monitoring for W-A6 &W-A1 Noise monitoring for W-N1A, W-P11,W-N18 & W-N25A	26
27	28					

**Central Kowloon Route  
Buildings, Electrical and  
Mechanical Works  
Contract No. HY/2019/13  
(Yau Ma Tei West Area)**


**Gammon Construction Limited**

**Contract No. HY/2019/13**  
**Central Kowloon Route – Buildings,  
Electrical and Mechanical Works**

**Monthly EM&A Report No. 16**  
**(January 2022)**

Version 1

Date of Report: 11 February 2022

Certified By	
	_____
	(Environmental Team Leader: Ms. Betty Choi)

REMARKS:

The information supplied and contained within this report is, to the best of our knowledge, correct at the time of printing.

CINOTECH accepts no responsibility for changes made to this report by third parties

**CINOTECH CONSULTANTS LTD**  
Room 1710, Technology Park,  
18 On Lai Street,  
Shatin, NT, Hong Kong  
Tel: (852) 2151 2083 Fax: (852) 3107 1388  
Email: info@cinotech.com.hk

## Environmental Permit No. EP-457/2013/D

### Central Kowloon Route

### Independent Environmental Checker Verification

Works Contract:	Buildings, Electrical and Mechanical Works (HY/2019/13)
-----------------	---


#### Reference Document/Plan

Document/Plan to be Certified/ Verified:	Monthly EM&A Report No.16
Date of Report:	11 February 2022 (Version 1)
Date received by IEC:	11 February 2022

#### Reference EP Condition

Environmental Permit Condition:	3.4
Submission of Monthly EM&A Report of the Project	
3.4 Four hard copies and one electronic copy of monthly EM&A Report shall be submitted to the Director within 2 weeks after the end of each reporting month throughout the entire construction period. The EM&A Reports shall include a summary of all non-compliance. The submissions shall be certified by the ET Leader and verified by the IEC as complying with the requirements as set out in the EM&A Manual before submission to the Director. Additional copies of the submission shall be provided to the Director upon request by the Director.	

#### IEC Verification

I hereby verify that the above referenced <del>document</del> /plan complies with the above referenced condition of EP-457/2013/D.	
	
Ms Mandy To	Date: 11 February 2022
Independent Environmental Checker	

Our ref: 0436942\_IEC Verification Cert\_BEM\_Monthly EM&A Rpt No.16\_20220211.docx

## TABLE OF CONTENTS

Page

<b>EXECUTIVE SUMMARY .....</b>	<b>1</b>
Introduction.....	1
Environmental Monitoring Works .....	1
Complaint Handling, Prosecution and Public Engagement.....	2
Reporting Changes.....	2
Future Key Issues.....	2
<b>1 INTRODUCTION.....</b>	<b>3</b>
Background.....	3
Purpose of the Report.....	3
Project Organizations.....	3
Construction Activities undertaken during the Reporting Month .....	4
Summary of EM&A Requirements .....	4
Statuses of Environmental Licensing and Permitting .....	5
<b>2 AIR QUALITY.....</b>	<b>6</b>
Monitoring Requirements .....	6
Observations .....	6
<b>3 NOISE .....</b>	<b>6</b>
Monitoring Requirements .....	6
Observations .....	6
<b>4 WASTE MANAGEMENT.....</b>	<b>7</b>
Monitoring Requirements .....	7
Results and Observations.....	7
<b>5 LANDSCAPE AND VISUAL .....</b>	<b>8</b>
Monitoring Requirements .....	8
Results and Observations.....	8
<b>6 ENVIRONMENTAL AUDIT .....</b>	<b>9</b>
Site Audits.....	9
Implementation Status of Environmental Mitigation Measures .....	9
Implementation Status of Event and Action Plans .....	10
Summary of Complaint, Warning, Notification of any Summons and Successful Prosecution.....	10
Status of Required Submission under Environmental Permit.....	10
<b>7 FUTURE KEY ISSUES.....</b>	<b>11</b>
<b>8 CONCLUSIONS AND RECOMMENDATIONS.....</b>	<b>12</b>
Conclusions.....	12

## **LIST OF TABLES**

Table I	Summary of Complaint/Summons/Prosecution in the Reporting Month
Table 1.1	Key Project Contacts
Table 1.2	Summary of Environmental Licensing and Permit Status
Table 4.1	Quantities of Waste Generated from the Project
Table 6.1	Observations and Recommendations of Site Inspections
Table 6.2	Status of Required Submission under Environmental Permit

## **LIST OF FIGURES**

Figure 1.1	Site Layout Plan
Figure 1.2	Project Organisation for Environmental Monitoring and Audit

## **LIST OF APPENDICES**

Appendix A	Construction Programme
Appendix B	Summary of Waste Generation and Disposal Records
Appendix C	Environmental Mitigation Implementation Schedule (EMIS)
Appendix D	Summaries of Environmental Complaint, Warning, Summon and Notification of Successful Prosecution



## EXECUTIVE SUMMARY

### Introduction

1. This is the 16<sup>th</sup> Monthly Environmental Monitoring and Audit (EM&A) Report prepared by the Environmental Team (ET), Cinotech Consultants Ltd., for Contract No. HY/2019/13 “Central Kowloon Route – Buildings, Electrical and Mechanical Works”. This report summarized the monitoring results and audit findings of the EM&A programme under the issued EP No. EP-457/2013/D, and in accordance with the EM&A programme in Yau Ma Tei West Area during the reporting period from 1<sup>st</sup> January 2022 – 31<sup>st</sup> January 2022.
2. The major site activities undertaken in Yau Ma Tei West Area in the reporting month included:
  - Piling works (pipe piles).

### Environmental Monitoring Works

3. Environmental monitoring for the Project was performed in accordance with the EM&A Manual and the monitoring results were checked and reviewed. Joint weekly site inspections with the representative of ET, Engineer Representative and the Contractor were conducted on 4, 11, 18, 28 & 31 January 2022, whereas joint site inspection with the representative of IEC was conducted on 18 January 2022. The implementation of the environmental mitigation measures, Event and Action Plans and environmental complaint handling procedures were also checked.
4. A summary of the non-compliance (exceedance) during the reporting month (January 2022) and the investigation results and/or follow-up actions is provided below:

#### *Air Quality Monitoring*

- No Action/Limit Level exceedance for 1-hour TSP was recorded.
- No Action/Limit Level exceedance for 24-hour TSP was recorded.

#### *Construction Noise Monitoring*

- No Action/Limit Level exceedance for day time construction noise monitoring was recorded in the reporting month.

#### *Landscape and Visual Monitoring*

- No non-conformity for landscape and visual was recorded.

**Complaint Handling, Prosecution and Public Engagement**

5. Summary of complaint/summons/prosecution in the reporting month is tabulated in **Table I**.

**Table I Summary of Complaint/Summons/Prosecution in the Reporting Month**

Event	Event Details		Follow-up/ Remedial Actions	Status/ Remarks
	Number	Brief Description		
Complaints Received	0	-	-	-
Notification of Summons and Prosecutions Received	0	-	-	-

**Reporting Changes**

6. There were no reporting changes during the reporting month.

**Future Key Issues**

7. The key works or activities will be anticipated in the coming two months are as follows:
- Piling works (pipe piles) &
  - Excavation & sub-structure works.

## 1 INTRODUCTION

### Background

- 1.1 Central Kowloon Route (CKR) is a 4.7km long dual 3-lane trunk road across Central Kowloon linking Yau Ma Tei Interchange in West Kowloon and the road network at Kai Tak Development and Kowloon Bay in East Kowloon. The underground tunnel section will be about 3.9km long. In particular, an underground tunnel of about 370m long in Kowloon Bay to the north of To Kwa Wan Typhoon Shelter will be constructed.
- 1.2 The Environmental Impact Assessment Report for Central Kowloon Route – Design and Construction (Register No.: AEIAR-171/2013) was approved under the Environmental Impact Assessment Ordinance (EIAO) on 11 July 2013. An Environmental Permit (EP No.: EP-457/2013) was issued on 9 August 2013. Variations of Environmental Permit (VEP) was subsequently applied and an EP (EP No. EP-457/2013/C) was issued on 16 January 2017. The latest EP (EP No. EP-457/2013/D) was issued by Environmental Protection Department (EPD) on 15 June 2021.
- 1.3 The construction of the CKR had been divided into different sections. This Contract No. HY/2019/13 – Central Kowloon Route – Buildings, Electrical and Mechanical Works (“The Project”) will include the architectural, civil and structural construction works of Yau Ma Tei Ventilation Building (YVB), Ho Man Tin Ventilation Building (HVB), Kai Tak Ventilation Building (KVB) and Central Kowloon Route Administration Building (ADB) for the CKR. The landscaping and electrical and mechanical (E&M) works within the building sites will be involved as well.
- 1.4 Cinotech Consultants Limited was assigned as the Environmental Team (ET) to undertake the EM&A works for the Project. The construction of this Contract was commenced on 12<sup>th</sup> October 2020.

### Purpose of the Report

- 1.5 This is the 16<sup>th</sup> Monthly EM&A Report which summarises the impact monitoring results and audit findings for the EM&A programme in Yau Ma Tei West Area during the reporting period from 1<sup>st</sup> January 2022 – 31<sup>st</sup> January 2022. The Yau Ma Tei West Area site layout plan for the Project is shown in **Figure 1.1**.

### Project Organizations

- 1.6 Different Parties with different levels of involvement in the project organization include:
  - Project Proponent – Highways Department (HyD)
  - Engineer Representative (ER) – Arup – Mott MacDonald Joint Venture (AMMJV)
  - Environmental Team (ET) – Cinotech Consultants Limited (Cinotech)
  - Independent Environmental Checker (IEC) – Environmental Resources Management - Hong Kong Limited (ERM)
  - Contractor – Gammon Construction Limited (GCL)

1.7 The key contacts of the Project are shown in **Table 1.1**.

**Table 1.1 Key Project Contacts**

<b>Party</b>	<b>Role</b>	<b>Contact Person</b>	<b>Phone No.</b>
AMMJV	Engineer Representative	Mr. Dennis Yu	3695 0419
Cinotech	Environmental Team	Ms. Betty Choi	2151 2072
ERM	Independent Environmental Checker	Ms. Mandy To	2271 3113
GCL	Contractor	Mr. Harry Lam	9353 6141

1.8 The Organizational Structure for Environmental Management is shown in **Figure 1.2**.

### **Construction Activities undertaken during the Reporting Month**

1.9 The construction programme is presented in **Appendix A**.

1.10 The major site activities undertaken in the reporting month included:

- Piling works (pipe piles).

### **Summary of EM&A Requirements**

1.11 The EM&A programme requires air quality monitoring, construction noise monitoring, landscape and visual monitoring and environmental site audit. The EM&A requirements for each parameter are described in the following sections, including:

- Environmental requirements and mitigation measures, as recommended in the EM&A Manual under the EP.

1.12 The advice on the implementation status of environmental protection and pollution control/mitigation measures is summarized in Section 6 of this report.

**Statuses of Environmental Licensing and Permitting**

1.13 All permits/licenses obtained for the Project are summarized in **Table 1.2**.

**Table 1.2 Summary of Environmental Licensing and Permit Status**

Permit / License No.	Valid Period		Status
	From	To	
<b>Environmental Permit (EP)</b>			
EP-457/2013/D	15 Jun 2021	N/A	Valid
<b>Notification of Construction Works under Air Pollution Control Ordinance (APCO)</b>			
457325	18 Jun 2020	End of Project	Valid
<b>Billing Account for Construction Waste Disposal</b>			
7037679	26 Jun 2020	N/A	Valid
<b>Registration of Chemical Waste Producer – YVB</b>			
5117-253-G2347-55	27 Jul 2020	N/A	Valid
<b>Wastewater Discharge Licence - YMT</b>			
WT00036898-2020	25 Nov 2020	30 Nov 2025	Valid
<b>Construction Noise Permit (YVB Site - General Works [Grouting, Piling])</b>			
GW-RE0706-21	28 Jul 2021	25 Jan 2022	Superseded by GW-RE0041-22
GW-RE0041-22	18 Jan 2022	25 Apr 2022	Valid
<b>Construction Noise Permit (YVB Site – ADMS Installation)</b>			
GW-RE0016-22	11 Jan 2022	4 Apr 2022	Valid

## 2 AIR QUALITY

### Monitoring Requirements

- 2.1 As all of the air quality (1-hour TSP and 24-hour TSP) monitoring works in Yau Ma Tei West Area are currently covered under the Contract No. HY/2014/20 (Central Kowloon Route - Yau Ma Tei West), the corresponding monitoring parameters, equipment, methodology, results and established Action and Limit Levels could be referred to Section 3 of the EM&A report for Contract No. HY/2014/20 during this reporting month.

### Observations

- 2.2 No Action/Limit Level exceedance was recorded for all 1-hour TSP and 24-hour TSP monitoring in the reporting month.
- 2.3 Site audits were carried out on a weekly basis to monitor and audit the timely implementation of air quality mitigation measures within the site boundaries of this Project. The summary of site audits are shown in **Table 6.1** of this report.

## 3 NOISE

### Monitoring Requirements

- 3.1 As all of the construction noise monitoring works in Yau Ma Tei West Area are currently covered under the Contract No. HY/2014/20 (Central Kowloon Route - Yau Ma Tei West), the corresponding monitoring parameters, equipment, methodology, results and established Action and Limit Levels could be referred to Section 3 of the EM&A report for Contract No. HY/2014/20 during this reporting month.

### Observations

- 3.2 No Action/Limit Level exceedance was recorded for all construction noise monitoring in the reporting month.
- 3.3 Site audits were carried out on a weekly basis to monitor and audit the timely implementation of construction noise mitigation measures within the site boundaries of this Project. The summary of site audits are shown in **Table 6.1** of this report.

## 4 WASTE MANAGEMENT

### Monitoring Requirements

- 4.1 Waste generated from this Project includes inert construction and demolition (C&D) materials and non-inert C&D materials. Inert C&D waste includes soil, broken rock, broken concrete and building debris, while non-inert C&D materials are made up of C&D waste which cannot be reused or recycled and has to be disposed of at the designated landfill sites.

### Results and Observations

- 4.2 The quantities of different types of waste generated in the reporting month are summarised in **Table 4.1**. Details of the amount of wastes generated by the major site activities of this Project during the reporting month is shown in **Appendix B**.

**Table 4.1 Quantities of Waste Generated from the Project**

Reporting Period	Quantity						
	Inert C&D Materials		Non-inert C&D Materials				
	Total Quantity Generated (in '000m <sup>3</sup> )	Disposed as Public Fill (in '000m <sup>3</sup> )	Others, e.g. general refuse (in '000m <sup>3</sup> )	Metals (in '000kg)	Paper/cardboard Packaging (in '000kg)	Plastics (in '000kg)	Chemical waste (in '000kg)
January 2022	0.421	0.421	0	0	0	0	0

- 4.3 Site audits were carried out on a weekly basis to monitor and audit to ensure that proper storage, transportation and disposal practices of waste materials generated during construction activities, such as construction and demolition (C&D) materials and general refuse are being implemented. The summary of site audits are shown in **Table 6.1** of this report. The implementation status of the waste/chemical management measures in the reporting period are summarized in **Appendix C**.

## 5 LANDSCAPE AND VISUAL

### Monitoring Requirements

- 5.1 According to the EM&A Manual, site audits would be undertaken during the construction phase of the Project to check that the proposed landscape and visual mitigation measures are properly implemented and maintained as per their intended objectives. Site inspections of the implementation of landscape and visual mitigation measures would be undertaken at least once every two weeks during the construction period.

### Results and Observations

- 5.2 Bi-weekly inspection of the implementation of landscape and visual mitigation measures within the site boundaries of this Project was conducted on 4, 18 & 31 January 2022. The implementation status of the landscape and visual mitigation measures in the reporting period are summarized in **Appendix C**. The summary of observations and recommendations made for landscape and visual mitigation measures during site audits are shown in **Table 6.1** of this report.
- 5.3 No non-compliance of the landscape and visual impact was recorded in the reporting month.



## 6 ENVIRONMENTAL AUDIT

### Site Audits

- 6.1 Site audits were carried out on a weekly basis to monitor the timely implementation of proper environmental management practices and mitigation measures in the Project site.
- 6.2 Site audits were conducted on 4, 11, 18, 28 & 31 January 2022 in the reporting month. Joint site inspection with the representative of IEC was conducted on 18 January 2022. No non-compliance was observed during the site audit.

### Implementation Status of Environmental Mitigation Measures

- 6.3 According to Environmental Permit, the approved EIA Report (Register No.: AEIAR-171/2013), and the EM&A Manual of the Project, the mitigation measures detailed in the documents are recommended to be implemented during the construction phase. An Environmental Mitigation Implementation Schedule (EMIS) is provided in **Appendix C**.
- 6.4 The ET weekly site inspections were carried out during the reporting month and the observations and follow-up actions in Yau Ma Tei West Area are summarized in **Table 6.1**.

**Table 6.1 Observations and Recommendations of Site Inspections**

Parameters	Date	Observations	Follow-up Actions
<i>Water Quality</i>	N/A	No environmental deficiency was identified in the reporting period.	N/A
<i>Air Quality</i>	N/A	No environmental deficiency was identified in the reporting period.	N/A
<i>Noise</i>	N/A	No environmental deficiency was identified in the reporting period.	N/A
<i>Waste / Chemical Management</i>	N/A	No environmental deficiency was identified in the reporting period.	N/A
<i>Land Contamination</i>	18 Jan 2022	Chemicals should be placed on drip tray at Yau Ma Tei Ventilation Building Site.	Chemicals had been removed at Yau Ma Tei Ventilation Building Site.
<i>Landscape and Visual</i>	N/A	No environmental deficiency was identified in the reporting period.	N/A
<i>Permits /Licences</i>	N/A	No environmental deficiency was identified in the reporting period.	N/A

**Implementation Status of Event and Action Plans**

6.5 The Event and Action Plans for air quality and construction noise could be referred to Appendices D and E of the EM&A report in Contract No. HY/2014/20 respectively.

*Air Quality Monitoring*

- No Action/Limit Level exceedance for 1-hour TSP was recorded.
- No Action/Limit Level exceedance for 24-hour TSP was recorded.

*Construction Noise Monitoring*

- No documented complaint on construction noise was received; no Action Level exceedance for day time construction noise monitoring was recorded.
- No Limit Level exceedance for day time construction noise monitoring was recorded in the reporting month.

*Landscape and Visual Monitoring*

- No non-conformity for landscape and visual was recorded.

**Summary of Complaint, Warning, Notification of any Summons and Successful Prosecution**

6.6 No environmental complaints, warning, notifications of summons and successful prosecutions was received in the reporting month. The summary of environmental complaint, warning, summon and notification of successful prosecution for the Project is presented in **Appendix D**.

**Status of Required Submission under Environmental Permit**

6.7 Status of required submission under EP-457/2013/D during the reporting period are summarized in **Table 6.2**.

**Table 6.2 Status of Required Submission under Environmental Permit**

<b>EP Condition (EP-457/2013/D)</b>	<b>Submission</b>	<b>Submission Date</b>
Condition 3.4	Monthly EM&A Report (December 2021)	14 January 2022

## **7 FUTURE KEY ISSUES**

7.1 Major site activities undertaken for the coming two months include:

- Piling works (pipe piles) &
- Excavation & sub-structure works.

7.2 Key environmental issues in the coming two months include:

- Stockpile accumulation on-site;
- Water spraying for dust generating activities and on haul road;
- Wastewater and runoff discharge from site;
- Coverage of open manholes to avoid dirty runoff to drainage system;
- Noise from operation of the equipment, especially for excavation works and machinery onsite;
- Accumulation of general refuse and construction waste on-site;
- Proper storage of construction materials on-site; and
- Storage of chemicals/fuel and chemical waste/waste oil on-site.

## 8 CONCLUSIONS AND RECOMMENDATIONS

### Conclusions

- 8.1 This is the 16<sup>th</sup> Monthly EM&A Report which presents the EM&A works undertaken in Yau Ma Tei West Area during the reporting month from 1<sup>st</sup> January 2022 – 31<sup>st</sup> January 2022 in accordance with the EM&A Manual and the requirements under the EP.

#### Air Quality Monitoring

- 8.2 No Action/Limit Level exceedance was recorded for all 1-hour and 24-hour TSP monitoring in the reporting month.

#### Construction Noise Monitoring

- 8.3 No Action/Limit Level exceedance was recorded for all noise monitoring in the reporting month.

#### Landscape and visual

- 8.4 No non-compliance was recorded in the reporting month.

#### Site Audit

- 8.5 5 ET joint weekly environmental site inspections were conducted in the reporting month. Joint weekly site inspections with the representative of ET, Engineer Representative and the Contractor were conducted on 4, 11, 18, 28 & 31 January 2022, whereas joint site inspection with the representative of IEC was conducted on 18 January 2022. All environmental deficiencies observed during site inspections were rectified by the Contractor.

#### Complaint, Notification of Summons and Successful Prosecution

- 8.6 No environmental complaints, notifications of summons and successful prosecutions were received in the reporting month.

---

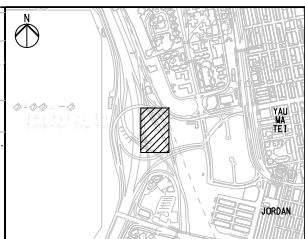
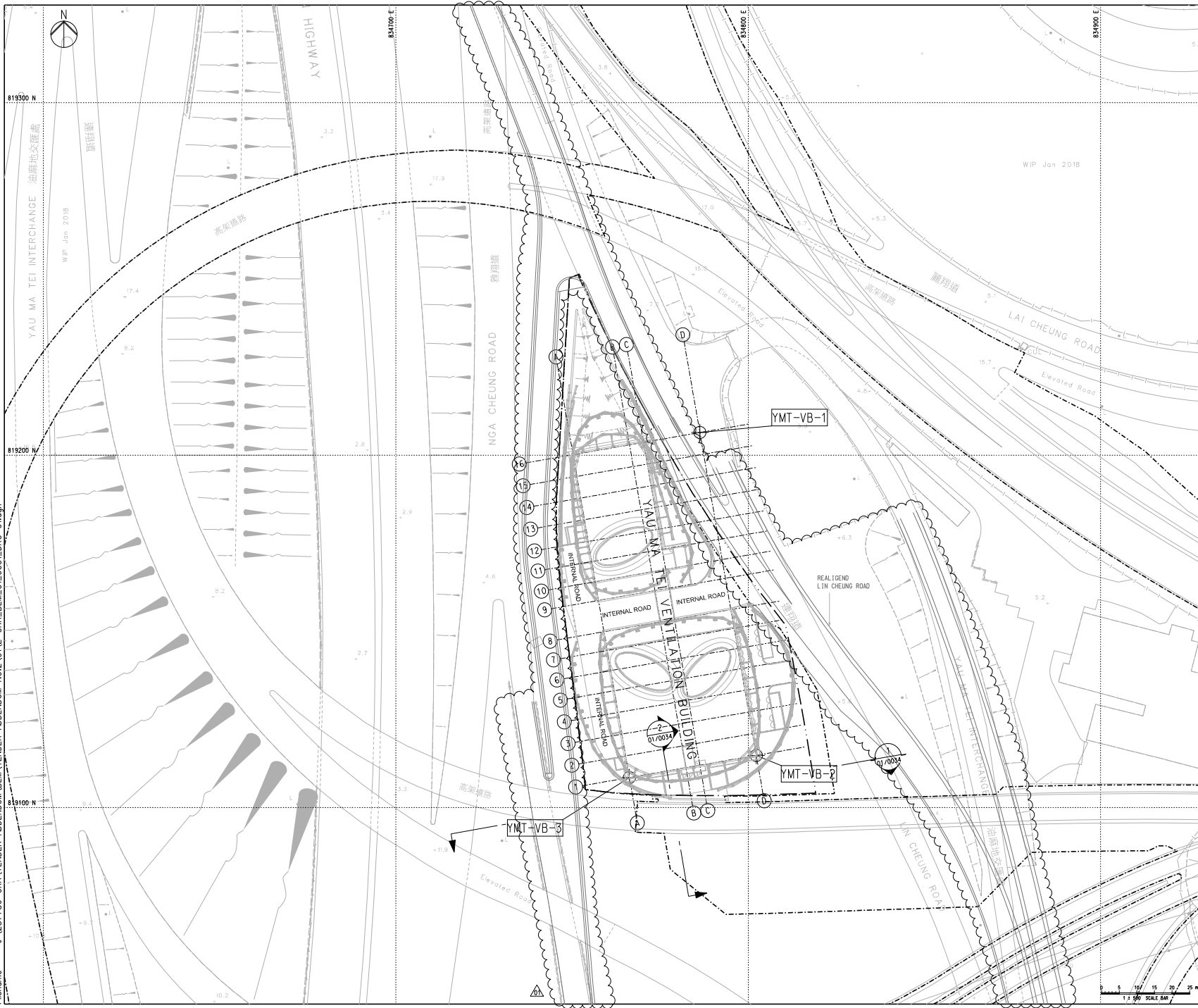
---

## FIGURES

---

---

Printed by : 11/28/2019  
 Filename : J:\287786-CR\TENDER ADDENDUM\BEAM TENDER ADDENDUM NO.2\01A-E-CR-BEM\_01\_0031\_DRG-01.dgn



KEY PLAN

NOTES:  
 1. FOR NOTES AND LEGEND, REFER TO DRAWING NO. CR/BEM/01/0011.

LEGEND:  
 - - - - - BOUNDARIES OF THE SITE  
 - - - - - BUILDING SITE BOUNDARY

SETTING OUT TABLE

SETTING OUT POINT	EASTING	NORTHING	COORDINATES
YMT-VB-1	834786.297	819206.422	
YMT-VB-2	834802.292	819114.808	
YMT-VB-3	834766.286	819108.522	

01	TENDER ADDENDUM NO. 2	ML	11/19
00	ISSUE FOR TENDER	AL	09/19

Rev. Description By Date

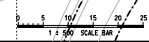
**ARUP MOTT MACDONALD**  
 Arup-Mott MacDonald Joint Venture

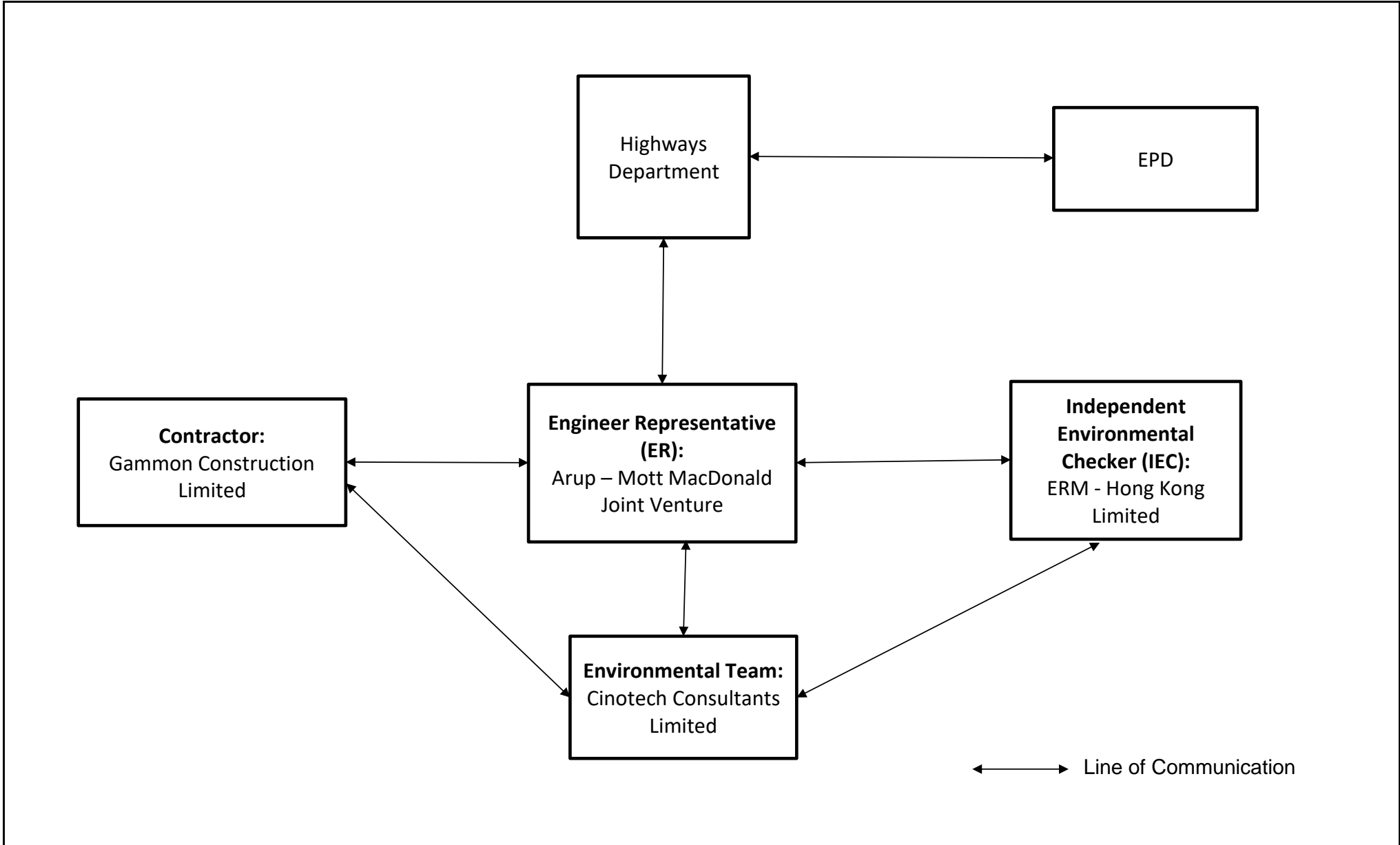
Project title  
 Contract No. HY/2019/13  
 Central Kowloon Route - Buildings, Electrical and Mechanical

Drawing title  
**GENERAL LAYOUT PLAN  
 YAU MA TEI VENTILATION BUILDING**

Drawing no. 圖號	1.1	Rev. 修訂	01
Drawn By 繪圖	ML	Checked By 校核	JC
Scale 比例	1:500 @ A1	Status 狀態	TENDER

路政署  
**HIGHWAYS DEPARTMENT**  
 主要工程管理局  
 MAJOR WORKS PROJECT MANAGEMENT OFFICE





Contract No. HY/2019/13  
 Central Kowloon Route – Buildings, Electrical and Mechanical Works  
**Project Organisation For Environmental Monitoring and Audit**

<b>SCALE</b>	N.T.S.	<b>DATE</b>	Nov 2020
<b>CHECK</b>	BC	<b>DRAWN</b>	EH
<b>JOB NO.</b>	MA20024	<b>FIGURE NO.</b>	1.2

---

---

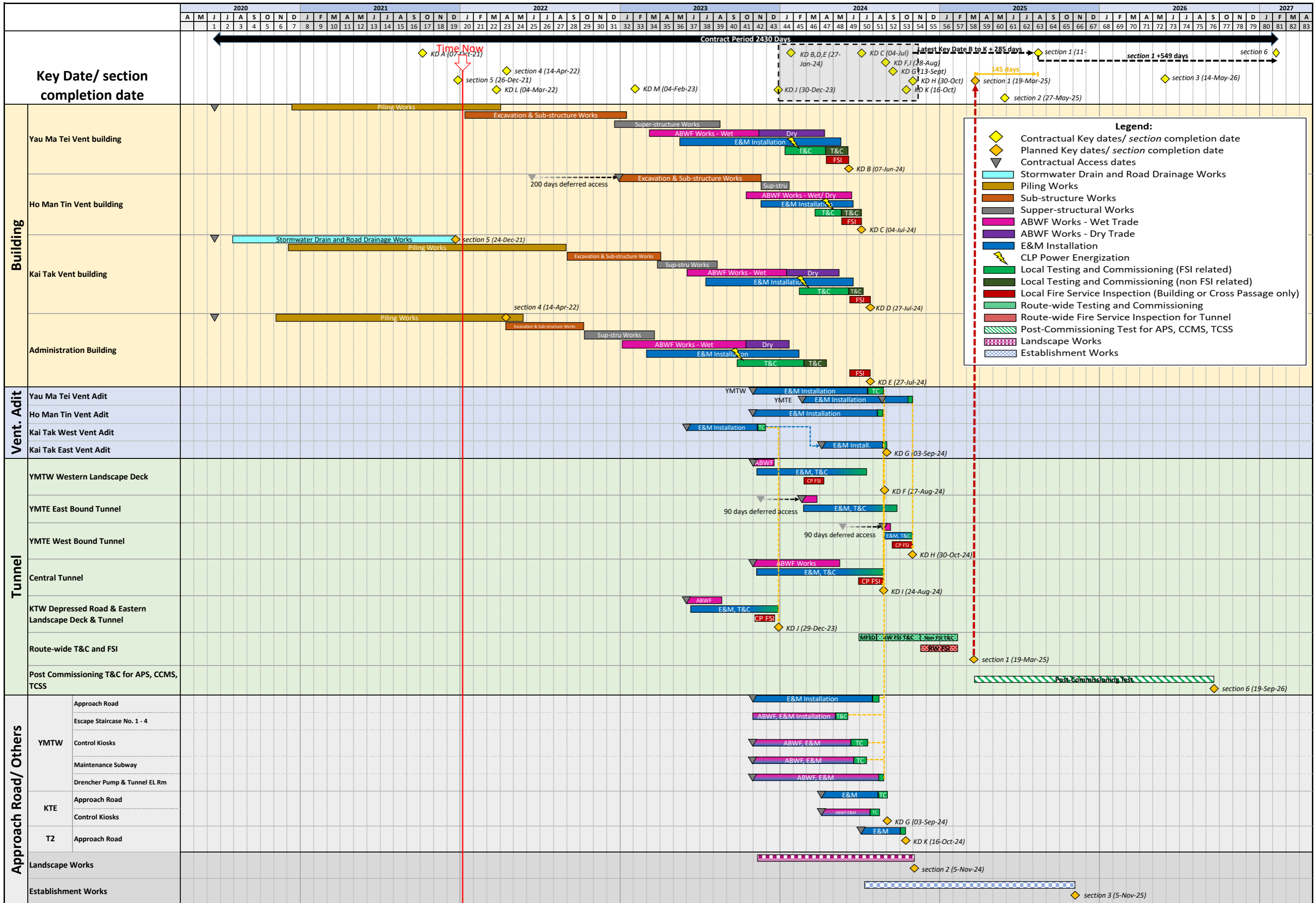
**APPENDIX A**  
**CONSTRUCTION PROGRAMME**

---

---



Contract No. HY/2019/13  
 Central Kowloon Route – Buildings, Electrical and Mechanical Works  
 Summary Programme



---

---

**APPENDIX B  
SUMMARY OF WASTE GENERATION  
AND DISPOSAL RECORDS**

---

---

## Monthly Summary Waste Flow Table

Name of Department: HyD

Contract No.: HY/2019/13

Central Kowloon Route - Buildings, Electrical and Mechanical Works

Yau Ma Tei Site Area

### Monthly Summary Waste Flow Table for 2022 (year)

Month	Actual Quantities of Inert C&D Materials Generated Monthly						Actual Quantities of C&D Waste Generated Monthly					
	Total Quantity Generated	Hard Rock and Large Broken Concrete (see Note 5)	Reused in the Contract (see Note 5)	Reused in other Projects (see Note 5)	Disposed as Public Fill (see Note 5)	Imported Fill (see Note 5)	Metals	Paper / cardboard packaging	Plastics (see Note 3)	Chemical Waste (see Note 5)	Marine Sediment (see Note 7)	Others, e.g. general refuse (see Note 5)
	(in '000m3)	(in '000m3)	(in '000m3)	(in '000m3)	(in '000m3)	(in '000m3)	(in '000kg)	(in '000kg)	(in '000kg)	(in '000kg)	(in '000m3)	(in '000m3)
Jan	0.421	0	0	0	0.421	0	0	0	0	0	0	0.000
Feb												
Mar												
Apr												
May												
Jun												
<b>Sub-Total</b>	<b>0.421</b>	<b>0</b>	<b>0</b>	<b>0</b>	<b>0.421</b>	<b>0</b>	<b>0</b>	<b>0</b>	<b>0</b>	<b>0</b>	<b>0</b>	<b>0.000</b>
Jul												
Aug												
Sep												
Oct												
Nov												
Dec												
<b>Total (2022)</b>	<b>0.421</b>	<b>0</b>	<b>0</b>	<b>0</b>	<b>0.421</b>	<b>0</b>	<b>0</b>	<b>0</b>	<b>0</b>	<b>0</b>	<b>0</b>	<b>0.000</b>
<b>Total (2020-2021)</b>	<b>31.963</b>	<b>0</b>	<b>0</b>	<b>10.932</b>	<b>21.031</b>	<b>0</b>	<b>0</b>	<b>0</b>	<b>0</b>	<b>0</b>	<b>0</b>	<b>0.328</b>
<b>Total (whole)</b>	<b>32.384</b>	<b>0</b>	<b>0</b>	<b>10.932</b>	<b>21.452</b>	<b>0</b>	<b>0</b>	<b>0</b>	<b>0</b>	<b>0</b>	<b>0</b>	<b>0.328</b>

Note:

- (1) The performance targets are given in PS Clause 25.24
- (2) The waste flow table shall also include C&D materials that are specified in the Contract to be imported for use at the Sites.
- (3) Plastics refer to plastic bottles/containers, plastic sheets/foam from packaging materials, and water barriers
- (4) The summary table shall be submitted to the Project Manager monthly together with the Waste Flow Table for review and monitoring in accordance with the PS Clause 25.24
- (5) Density values and Bulk Factors adopted:

Hard Rock and Large Broken Concrete:	2.4 T/m3 (in-situ)	Bulk Factor:	1.25
Soil / Fill:	2.0 T/m3 (in-situ)	Bulk Factor:	1.1
Marine Sediment:	1.7 T/m3 (in-situ)	Bulk Factor:	1.3
General Refuse:	400 kg/m3		
Chemical Waste (mainly used lubricant):	900 kg/m3		
Tree Trunk / Tree Stump:	850 kg/m3 (in-situ)	Bulk Factor:	1.1
- (6) The reported and forecast volume figures are in "bulk" volume, with Bulk Factor applied as per Note (5)
- (7) This figure refers to marine sediment disposed via dumping at sea. Treated Sediment for Reuse on-site will be categorized into "Reused in the Contract"

---

---

**APPENDIX C  
ENVIRONMENTAL MITIGATION  
IMPLEMENTATION SCHEDULE (EMIS)**

---

---

EIA Ref.	EM&A Ref.	Recommended Mitigation Measures	Objectives of the Recommended Measures & Main Concern to Address	Implementation Agent	Location / Timing	Implementation Stage	Requirements and/or standards to be achieved	Implementation Status
<b>Construction Dust Impact</b>								
S4.3.10	D1	The contractor shall follow the procedures and requirements given in the Air Pollution Control (Construction Dust) Regulation	Minimize dust impact at the nearby sensitive receivers	Contractor	All construction sites	Construction stage	- APCO - To control the dust impact to meet HKAQO and TM-EIA criteria	^
S4.3.10	D2	Mitigation measures in form of regular watering under a good site practice should be adopted. Watering once per hour on exposed worksites and haul road should be conducted to achieve dust removal efficiencies of 91.7%. While the above watering frequencies are to be followed, the extent of watering may vary depending on actual site conditions but should be sufficient to maintain an equivalent intensity of no less than 1.3 L/m <sup>2</sup> to achieve the dust removal efficiency.	Minimize dust impact at the nearby sensitive receivers	Contractor	All construction sites	Construction stage	- APCO - To control the dust impact to meet HKAQO and TM-EIA criteria	^
S4.3.10	D3	Proper watering at exposed spoil should be undertaken throughout the construction phase.	Minimize dust impact at the nearby sensitive receivers	Contractor	All construction sites	Construction stage	- APCO - To control the dust impact to meet HKAQO and TM-EIA criteria	^
		Any excavated or stockpile of dusty material should be covered entirely by impervious sheeting or sprayed with water to maintain the entire surface wet and then removed or backfilled or reinstated where practicable within 24 hours of the excavation or unloading.						^
		Any dusty materials remaining after a stockpile is removed should be wetted with water and cleared from the surface of roads.						^
		A stockpile of dusty material should not be extended beyond the pedestrian barriers, fencing or traffic cones.						^
		The load of dusty materials on a vehicle leaving a construction site should be covered entirely by impervious sheeting to ensure that the dusty materials do not leak from the vehicle.						^
		Where practicable, vehicle washing facilities with high pressure water jet should be provided at every discernible or designated vehicle exit point. The area where vehicle washing takes place and the road section between the washing facilities and the exit point should be paved with concrete, bituminous materials or hardcores.						^

EIA Ref.	EM&A Ref.	Recommended Mitigation Measures	Objectives of the Recommended Measures & Main Concern to Address	Implementation Agent	Location / Timing	Implementation Stage	Requirements and/or standards to be achieved	Implementation Status
		When there are open excavation and reinstatement works, hoarding of not less than 2.4m high should be provided and properly maintained as far as practicable along the site boundary with provision for public crossing. Good site practice shall also be adopted by the Contractor to ensure the conditions of the hoardings are properly maintained throughout the construction period.						^
		The portion of any road leading only to construction site that is within 30m of a vehicle entrance or exit should be kept clear of dusty materials.						^
		Surfaces where any pneumatic or power-driven drilling, cutting, polishing or other mechanical breaking operation takes place should be sprayed with water or a dust suppression chemical continuously.						^
		Any area that involves demolition activities should be sprayed with water or a dust suppression chemical immediately prior to, during and immediately after the activities so as to maintain the entire surface wet						^
		Where a scaffolding is erected around the perimeter of a building under construction, effective dust screens, sheeting or netting should be provided to enclose the scaffolding from the ground floor level of the building, or a canopy should be provided from the first floor level up to the highest level of the scaffolding.						N/A
		Any skip hoist for material transport should be totally enclosed by impervious sheeting.						N/A
		Every stock of more than 20 bags of cement or dry-pulverised fuel ash (PFA) should be covered entirely by impervious sheeting or placed in an area sheltered on the top and the 3 sides						N/A
		Cement or dry PFA delivered in bulk should be stored in a closed silo fitted with an audible high level alarm which is interlocked with the material filling line and no overfilling is allowed.						N/A
		Loading, unloading, transfer, handling or storage of bulk cement or dry PFA should be carried out in a totally enclosed system or facility, and any vent or exhaust should be fitted with an effective fabric filter or equivalent air pollution control system.						N/A

EIA Ref.	EM&A Ref.	Recommended Mitigation Measures	Objectives of the Recommended Measures & Main Concern to Address	Implementation Agent	Location / Timing	Implementation Stage	Requirements and/or standards to be achieved	Implementation Status
		Exposed earth should be properly treated by compaction, turfing, hydroseeding, vegetation planting or sealing with latex, vinyl, bitumen, shotcrete or other suitable surface stabilizer within six months after the last construction activity on the construction site or part of the construction site where the exposed earth lies.						N/A
S4.3.10	D6	Implement regular dust monitoring under EM&A programme during the construction stage.	Monitoring of dust impact	Contractor	Selected rep. dust monitoring station	Construction stage	- TM-EIA	^
<b>Construction Noise (Airborne)</b>								
S5.4.1	N1	Only well-maintained plant should be operated on-site and plant should be serviced regularly during the construction programme.	Control construction airborne noise	Contractor	All construction sites	Construction stage	- Annex 5, TM-EIAO	^
		Machines and plant (such as trucks, cranes) that may be in intermittent use should be shut down between work periods or should be throttled down to a minimum.						^
		Plant known to emit noise strongly in one direction, where possible, be orientated so that the noise is directed away from nearby NSRs.						^
		Silencers or mufflers on construction equipment should be properly fitted and maintained during the construction works.						^
		Mobile plant should be sited as far away from NSRs as possible and practicable.						^
		Material stockpiles, mobile container site office and other structures should be effectively utilized, where practicable, to screen noise from on-site construction activities.						N/A
S5.4.1	N2	Install temporary hoarding located on the site boundaries between noisy construction activities and NSRs. The conditions of hoardings shall be properly maintained throughout the construction period.	Reduce the construction noise levels at low-level zone of NSRs through partial screening	Contractor	All construction sites	Construction stage	- Annex 5, TM-EIAO	^

EIA Ref.	EM&A Ref.	Recommended Mitigation Measures	Objectives of the Recommended Measures & Main Concern to Address	Implementation Agent	Location / Timing	Implementation Stage	Requirements and/or standards to be achieved	Implementation Status
S5.4.1	N3	Install movable noise barriers (typical design is wooden framed barrier with a small-cantilevered on a skid footing with 25mm thick internal sound absorptive lining), acoustic mat or full enclosure, screen the noisy plants including air compressors, generators and handheld breakers, etc.	Screen the noisy plant items to be used at all construction sites	Contractor	All construction sites where practicable	Construction stage	- Annex 5, TM-EIAO	N/A
S5.4.1	N4	Use 'Quiet plants'	Reduce the noise levels of plant items	Contractor	All construction sites where practicable	Construction stage	- Annex 5, TM-EIAO	^
S5.4.1	N5	Loading/ unloading activities should be carried out inside the full enclosure of mucking out points.	Reduce the noise levels of loading/ unloading activities	Contractor	Mucking out locations	Construction stage	- Annex 5, TM-EIAO	^
S5.4.1	N6	Sequencing operation of construction plants where practicable.	Operate sequentially within the same work site to reduce the construction airborne noise	Contractor	All construction sites where practicable	Construction stage	- Annex 5, TM-EIAO	^
S5.4.1	N7	Implement a noise monitoring programme under EM&A programme.	Monitor the construction noise levels at the selected representative locations	Contractor	Selected rep. noise monitoring station	Construction stage	- TM-EIAO	^
<b>Water Quality (Construction Phase)</b>								
S6.9.1.1	W1	<u>Construction Runoff</u> At the start of site establishment, perimeter cut-off drains to direct off-site water around the site should be constructed with internal drainage works and erosion and sedimentation control facilities implemented. Channels (both temporary and permanent drainage pipes and culverts), earth bunds or sand bag barriers should be provided on site to direct stormwater to silt removal facilities. The design of the temporary on-site drainage system will be undertaken by the contractor prior to the commencement of construction.	To minimize water quality impact from the construction site runoff and general construction activities	Contractor	All construction sites where practicable	Construction stage	- Water Pollution Control Ordinance - ProPECC PN 1/94 - TM-EIAO - TM-DSS	^



EIA Ref.	EM&A Ref.	Recommended Mitigation Measures	Objectives of the Recommended Measures & Main Concern to Address	Implementation Agent	Location / Timing	Implementation Stage	Requirements and/or standards to be achieved	Implementation Status
		<p>The dikes or embankments for flood protection should be implemented around the boundaries of earthwork areas. Temporary ditches should be provided to facilitate the runoff discharge into an appropriate watercourse, through a silt/ sediment trap. The sediment/ silt traps should be incorporated in the permanent drainage channels to enhance deposition rates.</p>						^
		<p>The design of efficient silt removal facilities should be based on the guidelines in Appendix A1 of ProPECC PN 1/94, which states that the retention time for silt/ sand traps should be 5 minutes under maximum flow conditions. Sizes may vary depending upon the flow rate, but for a flow rate of 0.1 m<sup>3</sup>/s a sedimentation basin of 30 m<sup>3</sup> would be required and for a flow rate of 0.5 m<sup>3</sup>/s the basin would be 150 m<sup>3</sup>. The detailed design of the sand/ silt traps shall be undertaken by the contractor prior to the commencement of construction.</p>						^
		<p>All exposed earth areas should be completed and vegetated as soon as possible after earthworks have been completed, or alternatively, within 14 days of the cessation of earthworks where practicable. Exposed slope surfaces should be covered by tarpaulin or other means.</p>						N/A
		<p>The overall slope of the site should be kept to a minimum to reduce the erosive potential of surface water flows, and all traffic areas and access roads protected by coarse stone ballast. An additional advantage accruing from the use of crushed stone is the positive traction gained during prolonged periods of inclement weather and the reduction of surface sheet flows.</p>						N/A
		<p>All drainage facilities and erosion and sediment control structures should be regularly inspected and maintained to ensure proper and efficient operation at all times and particularly following rainstorms. Deposited silt and grit should be removed regularly and disposed of by spreading evenly over stable, vegetated areas.</p>						^
		<p>Measures should be taken to minimize the ingress of site drainage into excavations. If the excavation of trenches in wet periods is necessary, they should be dug and backfilled in short sections wherever practicable. Water pumped out from trenches or foundation excavations should be discharged into storm drains via silt removal facilities.</p>						^

EIA Ref.	EM&A Ref.	Recommended Mitigation Measures	Objectives of the Recommended Measures & Main Concern to Address	Implementation Agent	Location / Timing	Implementation Stage	Requirements and/or standards to be achieved	Implementation Status
		Open stockpiles of construction materials (for example, aggregates, sand and fill material) of more than 50m <sup>3</sup> should be covered with tarpaulin or similar fabric during rainstorms. Measures should be taken to prevent the washing away of construction materials, soil, silt or debris into any drainage system.						^
		Manholes should always be adequately covered and temporarily sealed so as to prevent silt, construction materials or debris being washed into the drainage system and storm runoff being directed into foul sewers.						^
		Precautions be taken at any time of year when rainstorms are likely, actions to be taken when a rainstorm is imminent or forecasted, and actions to be taken during or after rainstorms are summarized in Appendix A2 of ProPECC PN 1/94. Particular attention should be paid to the control of silty surface runoff during storm events, especially for areas located near steep slopes.						^
		All vehicles and plant should be cleaned before leaving a construction site to ensure no earth, mud, debris and the like is deposited by them on roads. An adequately designed and site wheel washing facilities should be provided at every construction site exit where practicable. Wash-water should have sand and silt settled out and removed at least on a weekly basis to ensure the continued efficiency of the process. The section of access road leading to, and exiting from, the wheel wash bay to the public road should be paved with sufficient backfall toward the wheel wash bay to prevent vehicle tracking of soil and silty water to public roads and drains.						^
		Oil interceptors should be provided in the drainage system downstream of any oil/ fuel pollution sources. The oil interceptors should be emptied and cleaned regularly to prevent the release of oil and grease into the storm water drainage system after accidental spillage. A bypass should be provided for the oil interceptors to prevent flushing during heavy rain.						^
		Construction solid waste, debris and rubbish on site should be collected, handled and disposed of properly to avoid water quality impacts.						^

EIA Ref.	EM&A Ref.	Recommended Mitigation Measures	Objectives of the Recommended Measures & Main Concern to Address	Implementation Agent	Location / Timing	Implementation Stage	Requirements and/or standards to be achieved	Implementation Status
		All fuel tanks and storage areas should be provided with locks and sited on sealed areas, within bunds of a capacity equal to 110% of the storage capacity of the largest tank to prevent spilled fuel oils from reaching water sensitive receivers nearby.						^
		Adopt best management practices.						^
		All earth works should be conducted sequentially to limit the amount of construction runoff generated from exposed areas during the wet season (April to September) as far as practicable.						^
S6.9.1.2	W2	<u>Tunneling Works and Underground Works</u> Cut-&-cover tunneling work should be conducted sequentially to limit the amount of construction runoff generated from exposed areas during the wet season (April to September) as far as practicable.	To minimize construction water quality impact from tunneling works	Contractor	All tunneling portion	Construction stage	- Water Pollution Control Ordinance - ProPECC PN 1/94 - TM-EIAO - TM-DSS	N/A
		Uncontaminated discharge should pass through sedimentation tanks prior to off-site discharge.						N/A
		The wastewater with a high concentration of SS should be treated (e.g. by sedimentation tanks with sufficient retention time) before discharge. Oil interceptors would also be required to remove the oil, lubricants and grease from the wastewater.						N/A
		Direct discharge of the bentonite slurry (as a result of D-wall) is not allowed. It should be reconditioned and reused wherever practicable. Temporary storage locations (typically a properly closed warehouse) should be provided on site for any unused bentonite that needs to be transported away after all the related construction activities area completed. The requirements in ProPECC PN 1/94 should be adhered to in the handling and disposal of bentonite slurries.						N/A

EIA Ref.	EM&A Ref.	Recommended Mitigation Measures	Objectives of the Recommended Measures & Main Concern to Address	Implementation Agent	Location / Timing	Implementation Stage	Requirements and/ or standards to be achieved	Implementation Status
S6.9.1.3	W3	<u>Sewage Effluent</u> Portable chemical toilets and sewage holding tanks are recommended for handling the construction sewage generated by the workforce. A licensed contractor should be employed to provide appropriate and adequate portable toilets and be responsible for appropriate disposal and maintenance.	To minimize water quality from sewage effluent	Contractor	All construction sites where practicable	Construction stage	- Water Pollution Control Ordinance - TM-DSS	^
S6.9.1.5	W4	<u>Groundwater from Potential Contaminated Area:</u> No direct discharge of groundwater from contaminated areas should be adopted.	To minimize groundwater quality impact from contaminated area	Contractor	Excavation areas where contamination is found	Construction stage	- Water Pollution Control Ordinance - TM-EIAO - TM-DSS	^
		A discharge license under the WPCO through the Regional Office of EPD for groundwater discharge should be applied. Prior to the excavation works within these potentially contaminated areas, the groundwater quality should be reviewed during the process of discharge license application. The compliance to the Technical Memorandum on Standards for Effluents Discharged into Drainage on Sewerage Systems, Inland and Coastal Waters (TM-DSS) and the existence of prohibited substance should be confirmed. If the review results indicated that the groundwater to be generated from the excavation works would be contaminated, the contaminated groundwater should be either properly treated in compliance with the requirements of the TM-DSS or properly recharged into the ground.						^

EIA Ref.	EM&A Ref.	Recommended Mitigation Measures	Objectives of the Recommended Measures & Main Concern to Address	Implementation Agent	Location / Timing	Implementation Stage	Requirements and/or standards to be achieved	Implementation Status
		<p>If wastewater treatment is deployed, the wastewater treatment unit shall deploy suitable treatment process (e.g. oil interceptor / activated carbon) to reduce the pollution level to an acceptable standard and remove any prohibited substances (e.g. TPH) to undetectable range. All treated effluent from wastewater treatment plant shall meet the requirements as stated in TM-DSS and should be discharged into the foul sewers.</p>						^
		<p>If groundwater recharging wells are deployed, recharging wells should be installed as appropriate for recharging the contaminated groundwater back into the ground. The recharging wells should be selected at places where the groundwater quality will not be affected by the recharge operation as indicated in the Section 2.3 of TM-DSS. The baseline groundwater quality shall be determined prior to the selection of the recharge wells, and submit a working plan (including the laboratory analytical results showing the quality of groundwater at the proposed recharge location(s) as well as the pollutant levels of groundwater to be recharged) to EPD for agreement. Pollution levels of groundwater to be recharged shall not be higher than pollutant levels of ambient groundwater at the recharge well. Prior to recharge, any prohibited substances such as TPH products should be removed as necessary by installing the petrol interceptor.</p>						N/A
S6.9.1.6	W6	<p><u>Accidental Spillage</u> All the tanks, containers, storage area should be bunded and the locations should be locked as far as possible from the sensitive watercourse and stormwater drains.</p>	To minimize water quality impact from accidental spillage	Contractor	All construction site where practicable	Construction stage	- Water Pollution Control Ordinance - ProPECC PN 1/94 - TM-EIAO - TM-DSS	^
		The Contractor should register as a chemical waste producer if chemical wastes would be generated. Storage of chemical waste arising from the construction activities should be stored with suitable labels and warnings.						^
		Disposal of chemical wastes should be conducted in compliance with the requirements as stated in the Waste Disposal (Chemical Waste) (General) Regulation.						^

EIA Ref.	EM&A Ref.	Recommended Mitigation Measures	Objectives of the Recommended Measures & Main Concern to Address	Implementation Agent	Location / Timing	Implementation Stage	Requirements and/or standards to be achieved	Implementation Status
<b>Waste Management (Construction Waste)</b>								
S7.4.1	WM1	<p><u>On-site sorting of C&amp;D material</u>                      Geological assessment should be carried out by competent persons on site during excavation to identify materials which are not suitable to use as aggregate in structural concrete (e.g. volcanic rock, Aplite dyke rock, etc.). Volcanic rock and Aplite dyke rock should be separated at the source sites as far as practicable and stored at designated stockpile area preventing them from delivering to crushing facilities. The crushing plant operator should also be reminded to set up measures to prevent unsuitable rock from ending up at concrete batching plants and be turned into concrete for structural use. Details regarding control measures at source site and crushing facilities should be submitted by the Contractor for the Engineer to review and agree. In addition, site records should also be kept for the types of rock materials excavated and the traceability of delivery will be ensured with the implementation of Trip Ticket System and enforced by site supervisory staff as stipulated under DEVB TC(W) No. 6/2010 for tracking of the correct delivery to the rock crushing facilities for processing into aggregates. Alternative disposal option for the reuse of volcanic rock and Aplite Dyke rock, etc. should be explored.</p>	Separation of unsuitable rock from ending up at concrete batching plants and be turned into concrete for structural use	Contractor	All construction sites	Construction stage	· DEVB (W) No. 6/2010	^
S7.5.1	WM2	<p><u>Construction and Demolition Material</u>                      Maintain temporary stockpiles and reuse excavated fill material for backfilling and reinstatement.</p> <p>Carry out on-site sorting.</p> <p>Make provisions in the Contract documents to allow and promote the use of recycled aggregates where appropriate</p> <p>Adopt 'selective demolition' technique to demolish the existing structures and facilities with a view to recovering broken concrete effectively for recycling purpose, where possible.</p> <p>Implement a trip-ticket system for each works contract to ensure that the disposal of C&amp;D materials are properly documented and verified.</p> <p>Implement an enhanced Waste Management Plan similar to ETWBTC (Works) No. 19/2005 – "Environmental Management on Construction Sites" to encourage on-site sorting of C&amp;D materials and to minimize their generation during the course of construction.</p>	Good site practice to minimize the waste generation and recycle the C&D materials as far as practicable so as to reduce the amount for final disposal	Contractor	All construction sites	Construction stage	· Land (Miscellaneous Provisions) Ordinance · Waste Disposal Ordinance · ETWB TCW No. 19/2005	^ ^ ^ N/A ^ ^

EIA Ref.	EM&A Ref.	Recommended Mitigation Measures	Objectives of the Recommended Measures & Main Concern to Address	Implementation Agent	Location / Timing	Implementation Stage	Requirements and/or standards to be achieved	Implementation Status
S7.5.1	WM3	<u>C&amp;D Waste</u> Standard formwork or pre-fabrication should be used as far as practicable in order to minimize the arising of C&D materials. The use of more durable formwork or plastic facing for the construction works should be considered. Use of wooden hoardings should not be used, as in other projects. Metal hoarding should be used to enhance the possibility of recycling. The purchasing of construction materials will be carefully planned in order to avoid over ordering and wastage.	Good site practice to minimize the waste generation and recycle the C&D materials as far as practicable so as to reduce the amount for final disposal	Contractor	All construction sites	Construction stage	· Land (Miscellaneous Provisions) Ordinance · Waste Disposal Ordinance · ETWB TCW No. 19/2005	^
		The Contractor should recycle as much of the C&D materials as possible on-site. Public fill and C&D waste should be segregated and stored in different containers or skips to enhance reuse or recycling of materials and their proper disposal. Where practicable, concrete and masonry can be crushed and used as fill. Steel reinforcement bar can be used by scrap steel mills. Different areas of the sites should be considered for such segregation and storage.						N/A
S7.5.1	WM4	<u>Excavated Contaminated Soils</u> Details of the mitigation measures on handling of the contaminated soil shall be referred to Section on Land Contamination below.	The contaminated soil will be excavated for on-site reuse	Contractor	PBH4	Prior to commencement of construction works within the contaminated area	· Practice Guide (PG) for Investigation and Remediation of Contaminated Land · GN/GM for land contamination	^
S7.5.1	WM5	<u>Land-based and Marine-based Sediment</u> All construction plant and equipment shall be designed and maintained to minimize the risk of silt, sediments, contaminants or other pollutants being released into the water column or deposited in the locations other than designated location.	To control pollution due to marine sediment	Contractor	Along CKR alignment	Construction stage	· ETWB TCW No. 34/2002	^
		All vessels shall be sized such that adequate draft is maintained between vessels and the sea bed at all states of the tide to ensure that undue turbidity is not generated by turbulence from vessel movement or propeller wash.						N/A

EIA Ref.	EM&A Ref.	Recommended Mitigation Measures	Objectives of the Recommended Measures & Main Concern to Address	Implementation Agent	Location / Timing	Implementation Stage	Requirements and/or standards to be achieved	Implementation Status
		Before moving the vessels which are used for transporting dredged material, excess material shall be cleaned from the decks and exposed fittings of vessels and the excess materials shall never be dumped into the sea except at the approved locations.						N/A
		Adequate freeboard shall be maintained on barges to ensure that decks are not washed by wave action.						N/A
		The Contractors shall monitor all vessels transporting material to ensure that no dumping outside the approved location takes place. The Contractor shall keep and produce logs and other records to demonstrate compliance and that journeys are consistent with designated locations and copies of such records shall be submitted to the engineers.						N/A
		The Contractors shall comply with the conditions in the dumping licence.						^
		All bottom dumping vessels (Hopper barges) shall be fitted with tight fittings seals to their bottom openings to prevent leakage of material.						N/A
		The material shall be placed into the disposal pit by bottom dumping.						N/A
		Contaminated marine mud shall be transported by spit barge of not less than 750m3 capacity and capable of rapid opening and discharge at the disposal site.						N/A
		Discharge shall be undertaken rapidly and the hoppers shall be closed immediately. Material adhering to the sides of the hopper shall not be washed out of the hopper and the hopper shall remain closed until the barge returns to the disposal site.						N/A
		For Type 3 special disposal treatment, sealing of contaminant with geosynthetic containment before dropping designated mud pit would be a possible arrangement. A geosynthetic containment method is a method whereby the sediments are sealed in geosynthetic containers and, the containers would be dropped into the designated contaminated mud pit where they would be covered by further mud disposal and later by the mud pit capping at the disposal site, thereby fulfilling the requirements for fully confined mud disposal.						N/A



EIA Ref.	EM&A Ref.	Recommended Mitigation Measures	Objectives of the Recommended Measures & Main Concern to Address	Implementation Agent	Location / Timing	Implementation Stage	Requirements and/or standards to be achieved	Implementation Status
S7.5.1	WM6	<u>Chemical Waste</u> Chemical waste that is produced, as defined by Schedule 1 of the Waste Disposal (Chemical Waste) (General) Regulation, should be handled in accordance with the Code of Practice on the Packaging, Labelling and Storage of Chemical Wastes.	Control the chemical waste and ensure proper storage, handling and disposal	Contractor	All construction sites	Construction stage	· Waste Disposal (Chemical Waste) (General) Regulation · Code of Practice on the Packaging, Labelling and Storage of Chemical Waste	^
		Containers used for the storage of chemical wastes should be suitable for the substance they are holding, resistant to corrosion, maintained in a good condition, and securely closed, have a capacity of less than 450 L unless the specification has been approved by EPD, and display a label in English and Chinese in accordance with instructions prescribed in Schedule 2 of the regulation.						*
		The storage area for chemical wastes should be clearly labelled and used solely for the storage of chemical waste, enclosed on at least 3 sides, have an impermeable floor and bunding of sufficient capacity to accommodate 110% of the volume of the largest container or 20% of the total volume of waste stored in that area, whichever is the greatest, have adequate ventilation, covered to prevent rainfall entering, and arranged so that incompatible materials are adequately separated.						^
		Disposal of chemical waste should be via a licensed waste collector, be to a facility licensed to receive chemical waste, such as the Chemical Waste Treatment Centre which also offers a chemical waste collection service and can supply the necessary storage containers, or be to a reuser of the waste, under approval from EPD.						^
S7.5.1	WM7	<u>General Refuse</u> General refuse generated on-site should be stored in enclosed bins or compaction units separately from construction and chemical wastes.	Minimize production of the general refuse and avoid odour, pest and litter impacts	Contractor	All construction sites	Construction stage	· Waste Disposal Ordinance	^
		A reputable waste collector should be employed by the Contractor to remove general refuse from the site, separately from construction and chemical wastes, on a daily basis to minimize odour, pest and litter impacts. Burning of refuse on construction sites is prohibited by law.						^
		Aluminum cans are often recovered from the waste stream by individual collectors if they are segregated and made easily accessible. Separate labelled bins for their deposit should be provided if feasible.						^

EIA Ref.	EM&A Ref.	Recommended Mitigation Measures	Objectives of the Recommended Measures & Main Concern to Address	Implementation Agent	Location / Timing	Implementation Stage	Requirements and/or standards to be achieved	Implementation Status
		Office wastes can be reduced through the recycling of paper if volumes are large enough to warrant collection. Participation in a local collection scheme should be considered by the Contractor.						^
<b>Land Contamination</b>								
S8.9 & Appendix 8.4	LC2	<u>Excavation of the Contaminated Soil</u> Prior to commencement of the excavation works at the contamination zone, the zone should be clearly marked out on site and the surface levels recorded. Excavation of contaminated material should be undertaken using dedicated earth-moving plant.	The contaminated soil will be excavated for on-site reuse	Contractor	PBH4	Prior to commencement of construction works within the contaminated area	· Practice Guide (PG) for Investigation and Remediation of Contaminated Land - Guidance Notes for Contaminated Land Assessment and Remediation · Guidance Manual for Use of Risk-Based Remediation Goals (RBRGs) for Contaminated Land Management	N/A
		The excavated contaminated soils would be stockpiled at designated area on site and covered by sheet to prevent dispersion of contamination during stockpiling.						N/A
		The Contractor should pay attention to the selection of suitable groundwater lowering schemes and discharge points if the groundwater table is higher than the contaminated soils during excavation. The Contractor should also obtain a valid Water Pollution Control Ordinance (WPCO) discharge licence from EPD where applicable.						N/A
<b>Hazard to Life</b>								
S9.18	H8	The driver and his assistant should be physically healthy, experienced and have good safe driving records. The driver should hold a proper driving licence for the approved transport truck. Dedicated training programme and regular road safety briefing sessions/ workshops should be provided to enhance their safe driving attitude and practice. Smoking should be strictly prohibited.	To reduce the risk during explosives transport	Contractor	Works areas at which explosives would be used	Construction stage	/	^
S9.18	H9	Emergency response plans in case of road accident should be prepared and implemented. The driver and his assistant should be familiar with the emergency procedures including evacuation, and proper communication/ fire-fighting equipment should be provided to the driver and his assistant.	To reduce the risk during explosives transport	Contractor	Works areas at which explosives would be used	Construction stage	/	^

EIA Ref.	EM&A Ref.	Recommended Mitigation Measures	Objectives of the Recommended Measures & Main Concern to Address	Implementation Agent	Location / Timing	Implementation Stage	Requirements and/or standards to be achieved	Implementation Status
<b>Landscape and Visual</b>								
S10.10.1 Table 10.11	LV3	<u>Good Site Management</u> Large temporary stockpiles of excavated material shall be covered with unobtrusive sheeting to prevent dust and dirt spreading to adjacent landscape areas and vegetation, and to create a neat and tidy visual appearance.	Minimize visual impact	Contractor	Within Project site	Construction Phase	/	^
		Construction plant and building material shall be orderly and carefully stored in order to create a neat and tidy visual appearance.						^
S10.10.1 Table 10.11	LV4	<u>Screen Hoarding</u> Decorative screen hoarding should be erected to screen the public from the construction area. It should be designed to be compatible with the existing urban context.	Minimize visual impact	Contractor	Within Project site	Construction Phase	/	^
S10.10.1 Table 10.11	LV5	<u>Lighting Control during Construction</u> All lighting in the construction site shall be carefully controlled to minimize light pollution and night-time glare to nearby residencies and GIC. The Contractor shall consider other security measures, which shall minimize the visual impacts.	Minimize visual impact	Contractor	Within Project site	Construction Phase	/	^
S10.10.1 Table 10.11	LV6	<u>Erosion Control</u> The potential for soil erosion shall be reduced by minimizing the extent of vegetation disturbance on site and by providing a protective cover over newly exposed soil.	Minimize landscape impact	Contractor	Within Project site	Construction Phase	/	^

EIA Ref.	EM&A Ref.	Recommended Mitigation Measures	Objectives of the Recommended Measures & Main Concern to Address	Implementation Agent	Location / Timing	Implementation Stage	Requirements and/or standards to be achieved	Implementation Status
S10.10.1 Table 10.11	LV7	<u>Tree Protection &amp; Preservation</u> Carefully protected during construction. Tree protection measures will be detailed at the Tree Removal Application stage and plans submitted to the relevant Government Department for approval in due course in accordance with ETWB TC no. 3/2006.	Minimize landscape and visual impact	Contractor	Within Project site	Construction Phase	· 'Guidelines for Tree Risk Management and Assessment Arrangement on an Area Basis and on a Tree Basis', Greening, Landscape and Tree Management (GLTM) Section, DEVB · Latest recommended horticultural practices from GLTM Section, DEVB	N/A
S10.10.1 Table 10.11	LV8	<u>Tree Transplantation</u> For trees unavoidably affected by the Project that have to be removed, where practical transplantation will be chosen as the top priority method of removal. If this is not possible or practical compensatory planting will be provided for trees unavoidably felled (See LV10). For trees unavoidably affected by the Project works that are transplanted, transplantation must be carried out in accordance with ETWB TCW 2/2004 and 3/2006.	Minimize landscape and visual impact	Contractor	Within Project site and designated off-site locations	Prior to Construction Phase	· ETWB TCW 3/2006 · Latest recommended horticultural practices from Greening, Landscape and Tree Management (GLTM) Section, DEVB · ETWB TCW 2/2004	N/A
S10.10.1 Table 10.11	LV9	<u>Compensatory Planting</u> For trees unavoidably affected by the Project that have to be removed, where practical transportation will be chosen as the top priority method of removal but if this is not possible or practical compensatory planting will be provided for trees unavoidably felled. All felled trees shall be compensated for by planting trees to the satisfaction of relevant Government projects. Required numbers and locations of compensatory trees shall be determined and agreed separately with Government during the Tree Felling Application process under ETWBTC 3/2006.	Minimize visual impact and also enhance landscape	Contractor	Within Project site	Construction Phase	· ETWB TCW 3/2006 · Latest recommended horticultural practices from Greening, Landscape and Tree Management (GLTM) Section, DEVB · ETWB TCW 2/2004	N/A

EIA Ref.	EM&A Ref.	Recommended Mitigation Measures	Objectives of the Recommended Measures & Main Concern to Address	Implementation Agent	Location / Timing	Implementation Stage	Requirements and/or standards to be achieved	Implementation Status
S10.10.1 Table 10.11	LV10	<u>Screen Planting</u> Tall screen/buffer trees, shrubs and climbers should be planted, in so far as is possible, to soften and screen proposed structures such as roads and central strip, vertical edges and buildings and to enhance streetscape greening effect where appropriate. Indiscriminate use of trees for screening must be avoided and the principle of 'right tree for the right place' must be followed. This detail will be provided at the Detailed Design stage. This measure may additionally form part of the compensatory planting and will improve and create a pleasant pedestrian environment.	Minimize visual impact and also enhance landscape	Contractor	Within Project site	Construction Phase	· Guidelines on Greening of Noise Barriers, issued April 2012, GLTMS, DevB · ETWB TCW 2/2004	N/A
S10.10.1 Table 10.11	LV11	<u>Green Roof</u> Roof greening will be established on ventilation and administration buildings to reduce exposure to untreated concrete surfaces and particularly mitigate visual impact to VSRs at high levels.	Minimize landscape and visual impact	Contractor	Within Project site	Construction Phase	/	N/A
S10.10.1 Table 10.11	LV12	<u>Reinstatement</u> All works areas, excavated areas and disturbed areas for tunnel construction and temporary road diversion or any other proposed works shall be reinstated to former conditions or better, with reasonable landscape treatment and to the satisfaction of the relevant Government departments. (Specific mitigation for disturbance to public open space is detailed separately under LV14)	Minimize landscape impact	Contractor	Within Project site	Construction Phase	/	N/A
S10.10.1 Table 10.11	LV13	<u>Reprovisioning of Public Open Space</u> All areas of public open space affected by the Project will be re-provisioned either at the same location following the completion of temporary works, or at a separate site, as agreed with relevant Government departments. Open space should be re-provisioned in an enhanced manner.	Minimize landscape impact	Contractor	Within Project site	Construction Phase	Open space should be re-provided in an enhanced manner.	N/A
<b>Cultural Heritage Impact (Construction Phase)</b>								
S11.4.4	CH1	The contractor should be alerted during the construction on the possibility of locating archaeological remains and as a precautionary measure, AMO shall be informed immediately in case of discovery of antiquities or supposed antiquities in the subject sites.	To preserve any cultural heritage items which may be removed and damaged by the excavation	Contractor	During construction works for cut and cover tunnels	During the Construction Phase	· AMOs requirements	N/A

EIA Ref.	EM&A Ref.	Recommended Mitigation Measures	Objectives of the Recommended Measures & Main Concern to Address	Implementation Agent	Location / Timing	Implementation Stage	Requirements and/or standards to be achieved	Implementation Status
<b>EM&amp;A Project</b>								
S13.2	EM1	An Independent Environmental Checker needs to be employed as per the EM&A Manual	Control EM&A Performance	Highways Department	All construction sites	Construction stage	· EIAO Guidance Note No. 4/2010 · TM-EIAO	^
S13.2-13.4	EM2	An Environmental Team needs to be employed as per the EM&A Manual.	Perform environmental monitoring & auditing	Highways Department/ Contractor	All construction sites	Construction stage	· EIAO Guidance Note No. 4/2010 · TM-EIAO	^
		Prepare a systematic Environmental Management Plan to ensure effective implementation of the mitigation measures;						^
		An environmental impact monitoring needs to be implemented by the Environmental Team to ensure all the requirements given in the EM&A Manual are fully complied with.						^

Remarks: EM&A Programme under EP-457/2013/D	
^	Compliance of mitigation measure;
N/A	Not applicable at this stage;
N/A(1)	Not observed;
*	Recommendation was made during site audit but improved/retified by the contractor;
#	Recommendation was made during site audit but not yet improved/retified by the contractor;
X	Non-compliance of mitigation measure;
●	Non-compliance but rectified by the contractor.

---

---

**APPENDIX D  
SUMMARIES OF ENVIRONMENTAL  
COMPLAINT, WARNING, SUMMON  
AND NOTIFICATION OF SUCCESSFUL  
PROSECUTION**

---

---

**Contract No. HY/2019/13**

**Central Kowloon Route – Buildings, Electrical and Mechanical Works**

**Appendix D – Summary of Environmental Complaint, Warning, Summon and Notification of Successful Prosecution**

**Reporting Month:** January 2022

<b>Log Ref.</b>	<b>Location</b>	<b>Received Date</b>	<b>Details of Complaint/warning/summon and prosecution</b>	<b>Investigation/Mitigation Action</b>	<b>Status</b>
N/A	N/A	N/A	N/A	N/A	N/A

**Remarks:** No environmental complaint/warning/summon and prosecution were received in the reporting period.